

[www.fvqi.org](http://www.fvqi.org)

Farmington Valley  
Quilters Newsletter

September 2010

## From the President

It's hard to believe that we are in September already! Time does really fly by. Before we know it, the holidays will be here. Yes, that's right, I did say the holidays. I know, we are barely out of summer, but there's only 15 weeks left! I'm not sure how many gifts I can get completed, I'm not even sure what I'm making or who I'm making gifts for, but I better decide and get started soon or nothing will get made.

Over the holiday weekend, I was able to spend some quality time in my sewing room. By the end of the weekend, I had a such a feeling of accomplishment – I put binding on three quilts, made my ABC block, completed another calendar block, made the friendship blocks, planned out a cross-word puzzle quilt (a gift for my mother-in-law next year) and organized some more! Wow, there's a lot of fabric in my house. It's hard to believe that only 4 short years ago I started quilting and when I would go shopping, I'd say "I don't understand how anyone could buy fabric without knowing what they are using for". Well, for anyone who knows me or has been shopping with me knows that I do not ask that question any more. I have grown as a quilter. Now I say "if anything happens to me on the way home, you go into my wallet and get rid the receipts!!" Change is good!

I would like to thank Marilyn Webber for taking the open Hospitality position. We are still in need of someone willing to handle the Publicity for the Guild. Please let me or one of the Board members know if you will step forward and volunteer. We need you!

See you at the September meeting!

Carrie



### Wednesday, September 15<sup>th</sup>, 2010: Lois Palmer, Quilt Appraising and Dating

Our own Lois Palmer shares her extensive expertise on how quilts are appraised and dated. As a member of the American Quilters Society and a Certified Quilt Appraiser, Lois will share with us what appraisers look for and how do they determine a quilt's worth. She will speak on both antique and newly made quilts.

## Inside this issue:

<a href="#">Message from the President</a>	1
<a href="#">This Month's Meeting</a>	1
<a href="#">Next Month's Meeting</a>	2
<a href="#">Fall Retreat</a>	2
<a href="#">Sunshine</a>	3
<a href="#">Quilt Show</a>	4
<a href="#">Member Ads</a>	8
<a href="#">Friendship Block</a>	6,7
<a href="#">Other quilt shows</a>	8
<a href="#">Guest Policy</a>	2
<a href="#">Officer Directory</a>	3

## Snippets:

- This meeting begins at 6:45pm
- Show and tell
- FVQI Board meetings are scheduled the first Wednesday of every month and are open to all members.
- Neonatal quilts
- Library items
- ABC News page 3
- Raffle Baskets page 4
- Friendship Block, 6 & 7

**Wednesday, October 20<sup>th</sup>, 2010: Dee Conlon,  
Hawaiian Quilting  
Workshop, October 21<sup>st</sup>, Hawaiian Quilting**

Dee Conlon is visiting us direct from Hawaii. She will talk about Hawaiian quilting history, technique and current trends. ([www.deesquiltedesigns.com/home/hawaiian-quilting](http://www.deesquiltedesigns.com/home/hawaiian-quilting) )

The day after, Dee will present a workshop on Hawaiian quilt designs and specifically, the appliqué techniques best suited to this quilt style. She will cover the traditional methods of Hawaiian quilting and demonstrate ways in which this design can be brought into the 21<sup>st</sup> century with machine quilting. The fee for the workshop is \$35 for members and \$50 for non-members. There is also a \$15 materials fee. Workshop location to be announced.



**Guest Policy for FVQI Meetings:** There will be a \$5.00 **Guest Fee for meetings** with fee speakers and potluck dinners. Guests who join the guild that evening do not have to pay the guest fee.



**WE ARE HAVING A FALL RETREAT !!!!!!!!!!!!!**

We're having a Fall Retreat again this year. It will be Saturday, October 16th from 9:00 to 5:00. It will be at the East Granby Congregational Church on Rt. 20 in East Granby, just like last year. The cost will be \$25.00. This covers the cost of renting the space, plus door prizes and snack type food. There will be lunch delivered from the local pizza and grinder shop, at your own expense. Come and enjoy a fun day of sewing your own projects with lots of company. Call or write to Sue Trimble 651-9027, [sktrimble@comcast.net](mailto:sktrimble@comcast.net) or Anne Baldis, [AnnieB1953@aol.com](mailto:AnnieB1953@aol.com)

## Membership News from our Vice President:

### Ladies,

This is just a reminder that your 2010-2011 dues are due at the September meeting. You can fill out the form on Page 5 from the Newsletter. Have your check for \$25 payable to FVQ ready when you get to the sign in desk. If none of your info has changed all you have to do is find your name, check off renewal and write "Same Info" across the rest. We'd also like to get an updated membership list together so we need everyone to renew now. **If you name is highlighted in pink on the sign in sheet, you haven't renewed yet.**

We would like to welcome 2 new members who joined the guild at our August meeting, they are **Susan Moore & Carolyn Locke**, both from Massachusetts. Be sure to introduce yourselves to them at this month's meeting.

We also want to remind all our members to wear their name badges so that all our members can find someone they might be looking for. Remember not everyone knows who everyone is, this makes it easier for all of us.

Debbie




## ABC QUILT NEWS

Glenda Martin and Sue Trimble presented a quilt to William Anthony Rosario on Sunday, August 22, 2010 at the annual ABC Welcome Back picnic before the school year starts. He is the only new student this year. The other students who were there said "Wow! These quilts get better and better every year." That warms the heart of this quiltmaker, and I imagine of everyone else who contributes to the ABC quilts each year.

## SUNSHINE

Sally is always looking to know if anyone needs a cheer card or a sympathy card . So many members have remarked about how nice it is to receive a personal note. Let us know if you hear of any member who is ill or suffered a loss. The thoughtfulness is appreciated. You can contact Sally Sargent Markey (653-3224) or any board member.



## 2010—2011 FVQI Board

### President

Carrie Bacewicz

### First Vice President

Debbie D'Angelo

### Second Vice Presidents

Lisa Salvatore  
Phyllis Small

### Treasurer

Linda Huppelsberg

### Secretary

Dorothy Witter

### Publicity

### Newsletter Editor

Bobbi Morehouse

### Socials

Anne Baldis  
Sue Trimble

### Hospitality

Laurie Rio  
Marilyn Webber

### 2011 Quilt Show

Karen Hines  
Meg Lines

## 2011 Quilt Show Committee Update

**We have a venue!! We have a signed contract with the University of Hartford for October 14-16, 2011.** Set up will be on Friday the 14<sup>th</sup>. The Show will be on Saturday from 10-5 and Sunday 10-4. Please be thinking of ways you can help the show be successful since we will be 3 years between shows.

Karen Hines announced at the Quilt Board Meeting on August 4th that all major positions for the Show have been filled. Registration forms are being finalized and lots more has been accomplished as all the committee members are busy with details and planning.

**Themed Basket Raffle** for the 2011 Quilt Show - Michelle Belanger [mabelanger@sbcglobal.net](mailto:mabelanger@sbcglobal.net)

We now have 12 groups building a basket - thank you to all who are participating! We have great ideas and themes. For those interested in helping with the baskets, I'm including a quick checklist of items coordinators have suggested to bring along shopping. Please contact the coordinators if you have any questions. We will also be collecting at the monthly Guild meetings. Thank you!

**"Quilted Stocking"....**Linda Walter

Looking to include: fat quarters, threads, pair of small embroidery/appliqué/decorative scissors, marking pencils/tools, small/narrow acrylic rulers, pocket calendar/planner, pins, tape measure, a few patterns

**"Welcome Baby".....** Donna Dellacamera

Looking to include: Bibs, rattles, teething toys, onsies or other new baby needs; baby or juvenile themed fabrics, pattern or book for easy baby quilts.

**"Game Night"....** Michelle Belanger

Looking to add: variety of games such as Uno, dominos, Scrabble, etc.; a few snacks like microwave popcorn, pretzels, chips.

**"All Year Long"....** Anne Baldis

Looking to include: Any fabric or items that could be tied to a holiday or specific month or season.

**"Butterfly Basket"...** Debby Jacoby

Looking to include: any fabric with butterflies, patterns with a butterfly theme, stationary/magnetic pads or other items with butterflies

**"Cats"...** Susan Michaels

Looking to include: any fabric with cats; any items associated with cats or with cats on them

Other baskets for the 2011 Show:

[Bag Ladies](#) - Debbie D'Angelo

[Quilted Stocking](#) – Linda Walter

[Quilters Basket](#) - Meg Lines

[Game Night](#) - Michelle Belanger

[Beach Basket](#) – Rachel Foster

[Coffee](#) - Diane Popko

[Chocolate](#) - Paulette Young

[Welcome Baby](#) - Donna Dellacamera

[All Year Long](#) – Anne Baldis

TBD – Janet Glynn



**FARMINGTON VALLEY QUILTERS  
MEMBER REGISTRATION  
2010 - 2011**

**NEW MEMBER** \_\_\_\_\_ **RENEWING MEMBER** \_\_\_\_\_

Name \_\_\_\_\_ Date \_\_\_\_\_

E-MAIL \_\_\_\_\_ Home Phone \_\_\_\_\_

Business Phone \_\_\_\_\_ Cell Phone \_\_\_\_\_

Address \_\_\_\_\_  
\_\_\_\_\_

Where did you hear about Farmington Valley Quilters? \_\_\_\_\_

If you are a NEW member, you will be receiving a new member packet that will explain some of our regular activities. If you have questions, please just ask any member and they will be happy to help.

We want to provide programming that interests our members and creates opportunities for you to become more involved in our Guild. Please help us by sharing what your interests are.

What type of programs are you most interested in? \_\_\_\_\_

What skills are you interested in learning? Workshops? \_\_\_\_\_

Would you like to belong to a Bee (small informal sewing group)? \_\_\_\_\_

Do you have skills you can share with the Guild? (Quilting, computing, publicity, etc.)  
\_\_\_\_\_

Speakers you would recommend to the Program Chairs? \_\_\_\_\_

What programs or committees would you like to help with? (Board, Community Service, Quilt Show, Membership, Publicity, Newsletter, etc.)  
\_\_\_\_\_

Comments: \_\_\_\_\_  
\_\_\_\_\_

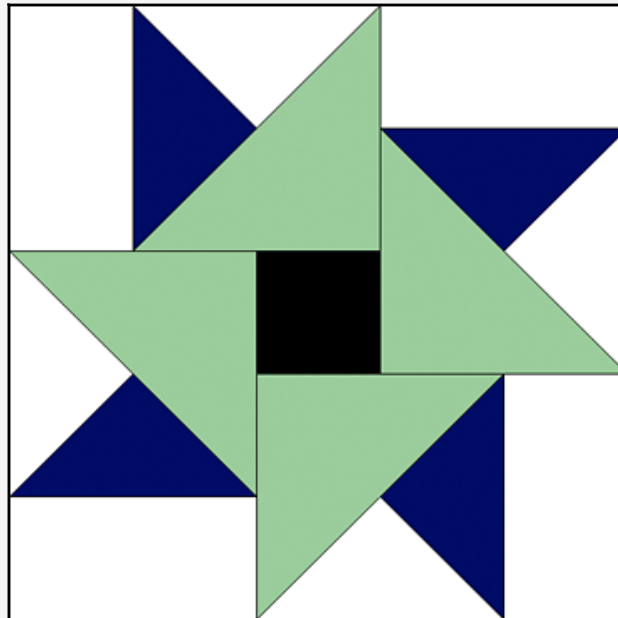
*Thank you for completing this registration form - Welcome to our Guild!*  
**DUES are \$25 per year to be paid by JUNE 30. PLEASE MAKE CHECKS PAYABLE TO:**  
FARMINGTON VALLEY QUILTERS, INC.  
P.O. Box 172, Weatogue, CT 06089  
***Some Quilt Shops and Vendors give a discount to Guild Members. Be sure to ask!***

Date Dues Paid \_\_\_\_\_ Ck# \_\_\_\_\_ Cash \_\_\_\_\_ Treas. \_\_\_\_\_ Card \_\_\_\_\_ Database \_\_\_\_\_  
Email \_\_\_\_\_ Folder \_\_\_\_\_ Member Packet \_\_\_\_\_

## HOPE OF HARTFORD QUILT BLOCK (a.k.a. Double Star Quilt Block)

### Friendship Block – October, November, December -- Drawing in December

Look what I found - a quilt block named for Hartford Connecticut!!!! And it is easy. This block was popular in the 1940s during the WWII era. The block symbolizes the hope of victory that Pratt and Whitney's engines brought to our troops. The block sort of looks like a propeller for a bomber doesn't it?



To make this 10 inch block:

#### Cutting Instructions

Center square: Cut one  $2\frac{1}{2}$  inch square

Rectangles (white): you need one  $2\frac{1}{2}$  inch x 18 inch strip. Cut into four  $2\frac{1}{2}$  x  $4\frac{1}{2}$  inch rectangles.

Large triangles (green): you need one  $4\frac{7}{8}$  inch x  $9\frac{3}{4}$  inch strip. Cut in half making two  $4\frac{7}{8}$  squares, Stack and cut diagonally to create four triangles.

Medium triangles (blue): you need one  $5\frac{1}{4}$  inch square.

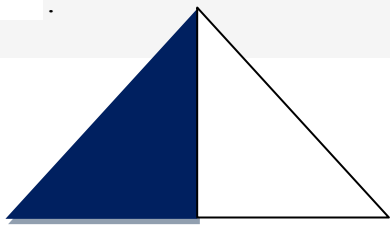
Medium triangles (white): you need one  $5\frac{1}{4}$  inch square

Stack the two  $5\frac{1}{4}$  inch squares and cut diagonally twice (X shape cut) to make four triangles of each color


#### Assembling

1. Place a white and blue triangle right sides together and together sew on the short side. Repeat with the remaining medium triangles. Be sure to sew them all on the same side so all four are alike Repeat with the remaining units

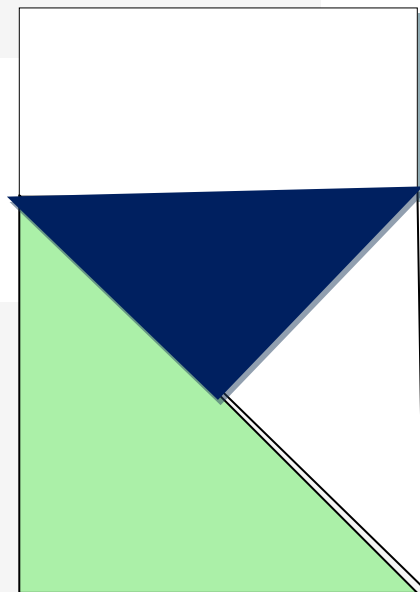
1. Sew the two color unit to a green triangle. Press to the green Trim back to 5 1/4 inches if needed. Repeat with the remaining units
2. Sew a 2-1/2" x 4-1/2" background rectangle to the blue side of a quarter square triangle unit as shown. Press seam allowance towards the rectangle unless it is so light that the seam shows through.
3. Use the partial seams technique to sew the four units to the central square. This is done by sewing the first unit to the square along the large triangle as sewn. , but only half way! This is very important. You'll come back and finish it later. Press the center square flat, towards the larger unit. Keep adding rectangles to the center. When done attaching all four units , sew the rest of the first rectangle down, and your block is finished.




Step 1



Step 2



Step 3



Step 4.

**Member Ads:** For an ad in this section contact Bobbi Morehouse: 860/658-6637 or [r.morehouse@comcast.net](mailto:r.morehouse@comcast.net)

**Phyllis Small** would like to share a call to entry from the West Hartford Art League's First Broad-Scale fiber arts show to showcase out of the ordinary, contemporary fiber works that advance traditional techniques. Download a prospectus from website: [www.westhartfordart.org](http://www.westhartfordart.org). **Out of the Loop** is Nov 11—Dec 12, 2010 will be juried by Ed Johnetta Fowler Miller.

**Debbie D'Angelo of the Quilted Basket:** I have been a longarm quilter for 6 years now and am taking quilts again to be longarm quilted. I also carry Sew Batik, Wide Backing fabrics and Quilter's Dream Batting for all your quilting needs. I am at the sign in table at all our meetings, brochures are available at all our meetings too, or you can visit my website at [www.quiltedbasket.com](http://www.quiltedbasket.com). I look forward to quilting for you soon.

## Upcoming Quilt Shows and Events

(Listings are based on information we have; ALWAYS call to double check dates and times.)

### Harvest of Quilts

Sept. 25 & 26, 2010

[www.countryquilters.org](http://www.countryquilters.org)

Pine Bush High School,  
Route 302, Pine Bush, NY

**Quilts in the Mill**, Oct. 1-3, 2010, Courthouse Quilters Guild of Hunterdon County, NJ., is having its biennial quilt show. The mill is located on RTE 29 in Stockton, NJ. For more information contact: [www.courthousequilters.com](http://www.courthousequilters.com)

### 14th Annual Quilt and Needle Arts Show

Oct 10 & 11, 2010

First Church of Christ, Congregational  
East Haddam CT

for more information, see the website:  
[ehquiltshow@att.net](mailto:ehquiltshow@att.net)

**Quilters-by-the-Sea** present...

"Welcome Home" Quilt Show

October 16-17, 2010

Saturday, 10 AM – 6 PM

Sunday 10 AM – 4 PM

Donation \$5.00

Portsmouth Middle School, on Jepson Lane,  
Portsmouth, RI

[www.quiltersbythesea.com](http://www.quiltersbythesea.com)

### 24th Annual Northeast Quilts Unlimited

October, 09 2010 to November, 11 2010

Old Forge, New York

Arts Center/Old Forge

3260 State Route 28

Old Forge NY

phone: 315-369-6411

web: <http://www.artscenteroldforge.org/>

### QUILTS: Masterworks from the American Folk Art Museum, Oct 5, 2010 thru Sep 2011

"The Year of the Quilt" — an unprecedented full year of exhibitions featuring dazzling quilts from the museum's impressive and comprehensive collection. Selected by guest curator Elizabeth V. Warren., approximately 35 major quilts drawn from the museum's holdings, some of which will be on view for the first time, will be displayed on three floors of the museum..

**American Folk Art Museum, 45 West 53 Street, New York 10019** [www.folkartmuseum.org](http://www.folkartmuseum.org) or call 212/265-1040

### Out of the Loop

Nov 11—Dec 12, 2010

Gallery at Blue Back Square

West Hartford Art League's First Broad-Scale Fiber Arts Show

Prospectus available at the website:

[www.westhartfordart.org](http://www.westhartfordart.org)

### A Tisket, A Tasket Quilt Show

March 26-27, 2011

[www.loveapplequilters.com](http://www.loveapplequilters.com)


The Blue Barn, 1009

Tuckerton Road, Marlton, NJ

### Farmington Valley Quilters Quilt Show

October 14—16, 2011, see page 4 for information

For a national and international calendar of quilt events go to [www.saqqa.com](http://www.saqqa.com), the Studio Art Quilt Association website



Farmington Valley Quilters, Inc.  
P O Box 172  
Weatogue, CT 06089

Meetings typically held at Eno Memorial Hall  
On  
Hopmeadow Street  
In  
Simsbury, CT

For more information go to  
[www.fvqi.org](http://www.fvqi.org)