

www.fvqi.org

Farmington Valley
Quilters Newsletter

April 2009

From the President

Happy Spring! As the weather is getting better, my thoughts have turned to spring, flowers, getting outside, and the lake. With the new season I have started new quilts as well. It seems before I finish one quilt, I am starting another three.

Our guild's challenge for the June meeting is to do something appliquéd. Prize ribbons will be awarded so let loose and have fun. The Wednesday Night Stitchers Bee has a challenge to use yellow and a new technique. I have combined both of these challenges and I am so excited about my secret project. Hopefully, I will have it completed for the June meeting. So dive into your stash and think appliqué in any form you want. The variety is always amazing.

Look in the newsletter for many opportunities to have fun and learn. The guild is your resource for Friendship blocks, service projects, workshops, and many fun activities.

Happy Quilting,

Susan Elliott



Monthly Meeting - Wednesday April 15th 6:45pm at Eno Memorial Hall

Our speaker this evening is Judith Larzelere from Westerly, Rhode Island. She was trained as a painter at Rutgers University in New Jersey. There she learned to develop a love of color. Since 1978 she has been making quilts full-time. Her images are abstract and non-geometric and do not rely on a block/grid structure. She is interested in color interaction and creating a sense of movement and mood in her works. She tends to like vivid, active color but has used all palettes for commissions to suit the client's needs. The technique she uses is machine strip piecing. She re-cuts the pieced fabric and then machine quilts it in a process sometimes called "flip and sew quilting." Her lecture is titled "Color, Color, Color".

Inside this issue:

Message from the President	1
This Month's Meeting	1
Next Month's Meeting	2
Coming Up	2
Sunshine	4
Member Ads	5
Other quilt shows and events	5
Workshop Refund Policy	2
Guest Policy	2
Officer Directory	4
Friendship Blocks	7-8

Snippets:

- This meeting begins at 6:45pm
- Quilts for Show and Tell
- FVQI Board meetings are scheduled the first Wednesday of every month and are open to all members.
- Friendship Blocks
- Neonatal quilts
- Library items
- A check to hold your place on the May 30th bus trip

April 16th Workshop

On Thursday, April 16th Judith will present her *Strip Piecing Workshop* (short version): Students will be given a design formula for choosing fabrics that will be strip pieced and then sewn into a small wall hanging in the quilt-as-you-go method. Special emphasis will be on color selection. Be prepared to trade some of your fabric with others in the class to have more colors to work with. The cost of the workshop \$50.

The workshop is from 10:00am—4:00pm at the Canton Community Center.

Also in April—Basting Day—April 25th—Avon Library

Reminder that basting day is April 25 at the Avon Library, 10am. Right now we have 5 quilts which is the limit but we will have two sets of basting sticks to set up. If we have enough volunteers/helpers to do two quilts at a time, we can add a couple more quilts. So call me if you have a quilt that needs basting.

Please contact Diane Calkin
Email dlcalkin@comcast.net
Phone 658-7215

Come and help with the basting. Please bring your lunch and be part of a fun day of quilting and friendship.

Please prepare your quilt ahead of time:

Quilt top and backing should have the center of each side, top & bottom marked with a safety pin.

Width and length of quilt top should be measured, written down and pinned to quilt top.

For hand quilting, thread basting is used. Curved needles and thread will be available.

For machine quilt, curved safety pins are used. If that is your preference, please bring your own safety pins. You will need enough to cover the quilt with pins spaced about 4 inches apart.

Coming in May—Kris Gregson Moss—The Wanderings of a Fabric Artist

Ms. Moss has always had a love of nature and desire to see all the details. She looks for pattern and movement, luster, and all the hues of color. Fabric is her inspiration with all its minute intricacies. She is also interested in shape and form, both geometric and organic. Much of her work is actually fabric sculpture and is 3D in nature. She is a member of Fiber Revolution and SAQA and her work is on exhibit throughout Connecticut, New Jersey and New York. <http://www.krisgregsonmoss.com>

Workshop Refund Policy

Thirty (30) days prior to the workshop, no refunds will be made unless your slot can be filled by a person from the waitlist, first, or other FVQ member, second.

Guest Policy

There will be a \$5.00 Guest Fee for meetings with fee speakers and potluck dinners. Guests who join the guild that evening do not have to pay the guest fee.



SAVE THE DATE—May 30th

Mark your calendars now and plan on joining your fellow quilters to Lowell, Massachusetts on **Saturday, May 30, 2009**. We will be traveling by chartered bus to the **New England Quilt Museum** and the **American Textile History Museum**. Information regarding the deposit to hold your spot and all the specifics was provided at the last meeting and sent out via email earlier. Contact Gina Finch for more information.

From the Nominating Committee

The slate of officers for the Farmington Valley Quilters for 2009-2010 is as follows:

- President - Laurie Rio
- First Vice President - Carrie Bacewicz
- Second Vice Presidents
 - Lisa Salvatore
 - Meg Lines - 2nd year of two year term
- Treasurer - Mary Gridley
- Secretary - Debbie D'Angelo
- Publicity - Gina Finch
- Newsletter Editor - Bobbi Morehouse
- Socials—Ann Baldis - 2nd year of two year term
- Hospitality
 - Zana Tauro - 2nd year of two year term
 - Connie Rowles - 2nd year of two year term
- 2010 Quilt Show Co-Chairs
 - Sandi Kingsley
 - Paulette Young

Voting for the new slate of officer candidates will take place at the May meeting.

SUNSHINE**2008-2009
FVQI Board****President**
Susan Elliott**First Vice
President**
Laurie Rio**Second Vice
Presidents**
Judy Ross
Meg Lines**Treasurer**
Sue Trimble**Secretary**
Norma Hartley**Publicity**
Gina Finch**Newsletter Editor**
Betty Warner**Socials**
Anne Baldis**Hospitality**
Zana Tauro
Connie Rowles**2010 Quilt Show**
Paulette Young
Sandy Kingsley

A card was sent to Bridget Shanley offering condolences to her and her family on the loss of her father-in-law.

So many members have remarked about how nice it was to receive our cards. Let me know if you hear any member who is ill or suffered a loss. It is appreciated. You can contact Sally Sergent Markey or any board member.

QUILT CHALLENGE 2009

Get ready, it's not a fabric, it's not a block, nor is it a theme. But it will be a challenge for many. It's appliqué your way. Pick any method of appliqué you like. It can be needle turn, reverse appliqué, machine or hand, fusible, your choice.

If you've been thinking that one of these days you'd try this technique just jump right in. Nothing scary about it and nothing to buy.
(We know how much fabric you have)

Your entry in the Challenge 2009 can include pieced blocks. The appliqué should be the featured element of your project. It can be any size you like, from mini to maxi.

The Quilt Challenge quilts are presented at the June Social meeting where they will be greeted with oohs and ahhs by all. Oh, and then there's the Ribbons, Viewers Choice, Best Quilting....and many more.

Don't miss the fun. Get started, you only have six months!

Bonnie Llopis and Judy Prohaska

Member Ads:

If you would like an ad in this section, contact Betty Warner. Members may place a three line ad 3 times per year at no charge.

If anyone is interested in purchasing copies of a book, President Obama: A Celebration in Art Quilts, please contact Betty Warner. Profits from the sale will benefit a fund for Art Students at Montgomery College in Tacoma, Maryland.

Upcoming Quilt Shows and Events

“Watercolors By Two Friends”

Sally Sargent Markey & Carole Day
April 17—May 17, 2009
Opening Reception: Saturday, April 18, 6-9pm
Gallery on the Green
Route 44 and Dowd Avenue
Canton, CT 06019

“Machine Quilters Exposition”

April 13-18, 2009, The Center of NH/Radisson Hotel
700 Elm Street, Manchester, New Hampshire
Classes from April 13 - April 18
Quilt Show open to the public Thursday, April 16, 10-6;
Friday, April 17, 9-6 and Saturday, April 18, 9-5

“Interfaith Sewing Service Group Quilt Show”

June 27-28, 2009
www.fccwillimantic.org

This event will take place at the First Congregational Church of Willimantic and will include vendors, a quilt drawing, crafts, and professional quilt appraisals by appointment. For entry forms & information contact Linda Gardner 860-429-7995 or on the website
www.fccwillimantic.org

“Fabric Connection: Seven Swiss Contemporary Quilts Artists” (thru 4/18)

New England Quilt Museum
18 Shattuck Street
Lowell, MA
978-452-4207
<http://www.nequiltmuseum.org>

“And So to Bed: Indian Bed Curtains from a Stately English Home” (thru 6/21/09)

Museum of Fine Arts
465 Huntington Avenue
Boston, MA
617-267-9300
www.mfa.org

“Explorations in Crafts: 25 Years of Textiles, Jewelry, Basketry, and Soft Sculpture by Robin Schofield”

Ethel Walker School
Simsbury, CT
Bell Library Gallery
March 2nd thru May 1st
Open Mon-Sat 9am to 7pm

**Pennsylvania National Quilt Extravaganza XVI
September 17-20, 2009**

Greater Philadelphia Expo Center
Oaks (Greater Philadelphia / Valley Forge Area),
Pennsylvania

World Quilt Show – New England

August 13—16, 2009
Radisson Center of New Hampshire & Radisson Hotel
Manchester, NH

“Hanging by a Thread” (3/20-5/2)

The Arts Exchange
31 Mamaroneck Avenue
White Plains, NY

“Traditions and Treasures” (4/25/26)

Rhododendron Needlers Quilt Guild
Blue Hills Regional Technical School
800 Randolph St.
Canton, MA
www.rhododendronquiltguild.org

“Pomegranate Gild of Judaic Needlework Convention 2009” (5/17-18)

Crowne Plaza Hotel
1 Bright Meadow Road
Enfield, CT
800-741-2211

Quilt Show 2010

NEEDED: A Quilting Maven!

Do you like to pick out designs and fabrics for new quilts? Do you like the idea of working with others to create something beautiful and unique? If so please consider becoming the coordinator for the 2012 Quilt Show raffle quilt. I know it sounds WAY early to be thinking about 2012....most of us just don't plan that far in advance. Even though the quilt will not be raffled off until the 2012 show, the project needs to be complete enough to showcase it in the 2010 show, and then totally complete to use for the marketing/promotion material for the 2012 show and of course for selling those all-important raffle tickets. So, you see, the time is upon us to begin this amazing quilt.

If you'd like to volunteer, or have questions please contact either Sandi Kingsley or Paulette Young.

Raffle Quilt 2010 Update

The 2010 Raffle Quilt has been basted thanks to the Granbees and their Basting Day. Hand quilting has begun at the First Church in East Hartland's Parish Hall on most Friday mornings from 9 to noon. If you are interested in donating some stitches please contact Betsy Henebry via email (mehene@cox.net) to confirm that quilting is happening that Friday

This *plea for help* was received by one of our members:

Quilts of Valor is in desperate need of **600 - 700 quilts** to be donated to the **Warrior in Transition Battalion** at Ft. Bragg, NC.

Quilts of Valor is a volunteer organization which provides quilts to wounded warriors to help in their recovery. This is a wonderful organization and I am honored that they have asked me to help them.

Here are the details about the quilts needed for donation:

- Finished quilts can be of any piecing pattern.
- Red, white and blue fabrics would be their first choice, but any kind of fabrics are fine, but please, no children's fabric.
- **The recommended size of a donated quilts is 54 x 67 inches.**
- The quilts can be a maximum of 72 x 87 inches and a minimum of 50 x 60 inches.
- Please, no quilts that look like flags. Flag quilts are used to cover coffins.

Because this is a request for quilts to be donated to a specific program, the **Warriors in Transition Battalion**, the finished quilts need to be mailed directly to Sue Wolf, a point of contact for the Warrior in Transition Battalion. Her group, The North Carolina Stars of Hope Quilters present the quilts to the wounded soldiers in person. Please contact Sue Wolf at swolf@email.unc.edu for information on how to send your quilt to her.

If you have some quilts which meet the above requirements and can be used by a wounded service person (including many women) please donate it to this worthwhile cause.

OLD WINDMILL FRIENDSHIP BLOCK

APRIL, MAY , JUNE...DRAWING AT JUNE BANQUET

MATERIALS: Use Spring colors (blue, green, rose, yellow, violet etc). **Color A**, light neutral fabric; **Color B**, medium floral; **Color C**, medium/dark fabric. Can use scraps.

CUTTING:

Color A: (light fabric)

Cut (1) 7 ¼" square. Cut square across both diagonals to make (4) triangles.
Cut on straight of grain, not bias.


Color B: (medium floral fabric) Cut (1) 7 ¼" square. Cut square across both diagonals to make (4) triangles. Cut on straight grain of fabric, not bias.

Color C: (medium/dark fabric). Cut (2) 6 7/8" squares. Cut each square in half (once) diagonally to make (4) large triangles.

DIRECTIONS: Lay out all pieces carefully paying close attention to the diagram. Be careful not to stretch triangle sides!

1. Place (4) (A) triangles on top of (4) (B) triangles, right sides together. (Light fabric on top of floral fabric.) Stitch along one short side of triangles. Press to dark.
2. Stitch (4) dark (C) triangles to (4) (A/B) triangles just made in step 1. You will have (4) large (A/B/C) squares.
3. Stitch 2 squares together for each row as shown. Press top row center seam to right; bottom row center seam to the left.
4. Stitch top row and bottom rows together as shown in diagram. Try hard to match points in center of windmill blades. Finished block should measure square 12 ½".

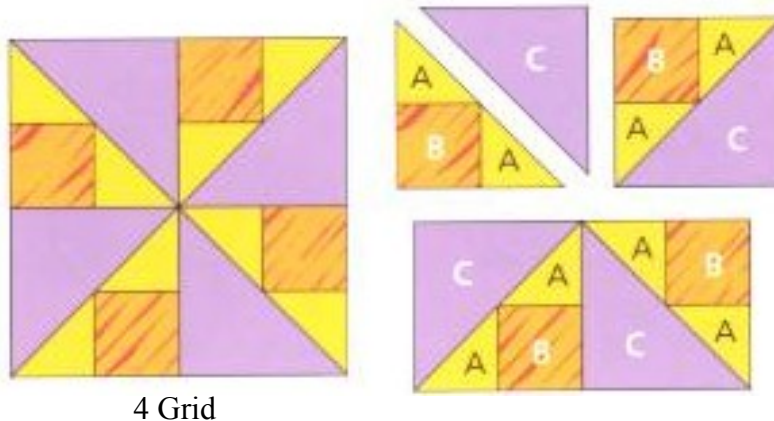
Have fun! Select either block (they are similar, but different). Please call Pat Leslie (677-4611) or Meredith Hurst (658-4802) with questions. Drawing will be in June. Be sure to fill out a slip of paper with your name and phone number for each block you make and drop it in our raffle basket..



4 Grid

WHIRLWIND FRIENDSHIP BLOCK

APRIL, MAY , JUNE...DRAWING AT JUNE BANQUET



4 Grid

MATERIALS: Use Spring colors (blue, green, rose, yellow, violet etc). **Color A**, light neutral fabric; **Color B**, medium floral; **Color C**, medium/dark fabric. Can use scraps.

CUTTING:

Color A: (light fabric)

Cut (4) $3 \frac{7}{8}$ " squares. Cut squares across one diagonal line to make (8) (A) triangles. Cut on straight of grain, not bias.


Color B: (medium floral fabric) Cut (4) $3 \frac{1}{2}$ " (B) squares. Cut on straight grain of fabric, not bias.

Color C: (medium/dark fabric). Cut (2) $6 \frac{7}{8}$ " squares. Cut each Square in half diagonally. You will have (4) large C triangles.

DIRECTIONS: Lay out all pieces carefully paying close attention to the diagram, being careful not to stretch triangle sides!

1. Place (4) (A) triangles on top of (4) (B) squares as shown, . right sides together. (Light fabric on top of floral fabric.) Stitch along one short side of triangles. Press to dark.
2. Stitch (4) remaining (A) triangles to adjacent sides of (A/B) pieces just made in step 1. You will have 4 large A/B/A triangles. Press to dark.
3. Stitch (1) (ABA) triangle to each large C triangle making (4) large squares.
4. Stitch (2) large squares together to make 1st and 2nd rows of block.
5. Stitch 1st and 2nd rows together to make finished block, $12 \frac{1}{2}$ " square.

Have fun! Select either block (they are different, but very similar) Please call Pat Leslie (677-4611) or Meredith Hurst (658-4802 with questions. Be sure to fill out a slip of paper with your name and phone number for each block you make and drop it in our raffle basket.



Farmington Valley Quilters, Inc.
P O Box 172
Weatogue, CT 06089

Meetings typically held at Eno Memorial Hall
On
Hopmeadow Street
In
Simsbury, CT

For more information go to
www.fvqi.org