

www.fvqi.org

Farmington Valley
Quilters Newsletter

September 2009

From the President

Summer is coming to an end and fall is quickly on its way. As much as I love summer I do enjoy the arrival of fall. The air gets cooler and the quilts go back on the beds. The tree in our yard turns a bright orange yellow. Each year I think the color is more spectacular than the last. We have a family tradition of hiking up the ridge to Heublein Tower. The beautiful fall colors on the trails and surrounding countryside is absolutely breath taking. Apples taste their best in the fall and I can't resist warm apple pie. So as it gets cooler and my beach time fades, I spend more time quilting and I look forward to our annual Fall Retreat and a full day of quilting with my friends.

This years Fall Retreat in October should be a great time. The location is the East Granby Congregational Church hall. It is large enough and most importantly, it can support electrical cords for over 50 quilters.

It would be great if we can fill the hall and share the day with so many of our fellow guild members. Please check out the details for the retreat in this month's newsletter.

At last years Fall Retreat I was between projects, well lets just say between projects I felt like working on at that moment in time, so I worked on two neonatal quilts. I got wanted advice in seconds and of course encouragement. The day flew by and every one got a lot done. I was not one of the lucky ones to walk away with one of the great give away raffle prizes, but it was fun watching as the winners made their choices. I hope you will consider attending this year's Fall Retreat. If you do join us, be prepared to sign up for the March Retreat at the Cape. You will enjoy yourself so much that you will not want to pass up the trip to the Cape.

Happy quilting, Laurie

P.S. READ PAGE 4 for important FVQI bylaws information



MONTHLY MEETING—Wednesday, September 16th

6:45pm at Eno Memorial Hall

Karen Combs will lecture the FVQI membership meeting on Wednesday evening, September 16 at Eno Hall on "Quilts of Illusions."

(CONTINUED ON PAGE 2)

Inside this issue:

Message from the President	1
This Month's Meeting	1,2
Next Month's Meeting	2
Coming Up	2,3
Sunshine	6
Quilt Show	5
Member Ads	10
Other quilt shows and events	10
Workshop Refund Policy	3
Guest Policy	3
Officer Directory	5
Friendship Blocks	8

Snippets:

- This meeting begins at 6:45pm
- Show and tell
- Friendship Blocks—Cake Stand block winner will be selected
- Neonatal Quilts
- Library Items
- If dues not yet paid, either bring them with form from website, or pay \$5 quest fee.
- Read charitable giving by-laws on pg 4.
- FVQI Board mtgs on 1st Wed of month and are open to all members.

(CONTINUED FROM PAGE ONE) **Karen Coombs, lecture on September 16th at Eno Hall**
She will use quilts and slides to explore the world of optical illusions. Ms. Coombs' is known for taking a traditional quilt pattern and giving it her own unique "twist." She is intrigued with quilts of illusions and has been designing quilts with a 3-D look for several years. She is the author of several books on quilting: *Optical Illusions for Quilters* (AQS), *Combing Through Your Scraps* (AQS), *Floral Illusions* (AQS), and *3 Quilters Celebrate the 4 Seasons* (AQS). She co-authored *3-D Fun with Pandora's Box* with Sharlene Jorgenson of Quilting from the Heartland. Her newest book is *Celtic Pieced Illusions* (AQS).

Workshop on September 17th

Karen will present her favorite class, Patchwork Illusions, on September 17 from 9:00 am to 4:00 pm at the Apple Barn in Simsbury. This workshop will be about visual depth that has fascinated artists for centuries. Karen has developed a quick and easy rotary technique that allows you to make quilts with a 3-D look. In class you will learn how to create quilts shown in Gallery 3 at her website: karencombs.com. The cost for the workshop is \$55.00. If you now think you would like to sign up, contact Meg Lines or Lisa Salvatore to find out if there is still space available.

OCTOBER 21st Meeting at Eno and Workshop on October 22nd **Location to be announced**

Holice Turnbow will lecture us at the membership meeting on October 21 at Eno Hall on "Creativity – Developing Your Own Design Style." Mr. Turnbow is a well-known quilting judge from Massachusetts. He is known for his whole cloth quilts and designing original quilts. Holice Turnbow lectures and conducts workshops in many quilting techniques with emphasis on those subjects related to the development and use of quilting designs. This is an outgrowth of his work with The Stencil Company, for which he designs quilting stencils, and with two companies for which he have designed whole cloth quilts. He has written for various quilting magazines and appeared on public television with Kay Wood's "Strip Quilting with Kaye" and "Quilting for the 90's." He also appeared on 13 segments of "Heirlooms by Design" which was shown in the Alabama area through the CBS cable networks. He has also filmed six shows on QNN representing The Stencil Co. There is more information on Holice Turnbow on-line at www.charltonsewingcenter.com/holiceTurnbow.

Holice will give a workshop from 9:00 am to 4:00 pm on October 22 on Whole Cloth Quilting. Location to be determined. Students will study the composition of the whole cloth (white on white) quilt and learn the techniques of drawing designs (feathers, cables and other motifs) which contribute to the beauty of this style quilt. There will be practice in the techniques for drawing the individual motifs and then design a 40" square that can be used either as a single piece or become the center of a larger quilt. The cost for the workshop is \$55.00. Sign-up and payment can be done at September membership meeting, or call or send check to Meg Lines or Lisa Salvatore.

Upcoming Workshops and Lectures—a word from Meg Lines

Workshops offered by FVQ are a perfect opportunity to advance one's quilting skills while having some fun and making new friends among fellow quilters. **There are two full day workshops this fall: Patchwork Illusions by Karen Combs is on September 17 and Designing the Whole Cloth Quilt by Holic Turnbow is on October 22. We urge new and existing members to join us for one or both of these workshops.**

Workshops are lead by specialists in some element of quilting. Many of these quilters designed or developed the skill they teach themselves. Members bring their sewing machines plus any supplies identified by the teacher. During the day they follow the close instruction of the teacher and create beautiful works of art.

Some members bring a boxed lunch to workshops, others get take out.

We'll have soda and water and cookies or snacks on hand to keep us going while learning the new skill.

There are more details on upcoming workshops, plus instructions for signing up on the previous page.

NOVEMBER 18th—Lisa Corson—Trunk Show

Lisa Corson will present a trunk show of her quilts at the membership meeting on November 18.

Ms. Corson's work combines many aspects of art, craft, history and storytelling. Since her first college class in alternative photography processes, she has experimented with putting photographs onto fabric. At the same time, she has been collecting vintage photographs of families, children, and scenes of daily life. Each photograph contains a story of a life waiting to be told. It seemed only natural that the physical warmth of a quilt should be combined with the emotional warmth of a story or personal history. This was the beginning of her company, Homespun Heritage. Her personal work melds together vintage photographs, fine fabrics, poems, diary entries, love letters and other important artifacts of a life such as buttons, keys, old tickets, maps and other keepsakes. From these pieces is spun a short vignette about the people in the photographs, and the viewer's imagination can take it from there.

Workshop Refund Policy

Thirty (30) days prior to the workshop, no refunds will be made unless your slot can be filled by a person from the waitlist, first, or other FVQ member, second.

Guest Policy

There will be a \$5.00 Guest Fee for meetings with fee speakers and potluck dinners. Guests who join the guild that evening do not have to pay the guest fee.



IMPORTANT GUILD MEMBERSHIP VOTE REQUIREMENT**Charitable contribution from Quilt Show Proceeds**

A provision in our Quilt Show By-Laws allows the guild to set aside money from the Quilt Show profits to donate to a charity. The guild votes to determine if we will donate money to charities. We will conduct this vote at our September meeting.

By-Law Statement:

Charitable Donations: Not less than one year prior to the scheduled date of the Show, the Guild membership shall vote at an open meeting whether to make charitable donations from the proceeds of the upcoming Show. A simple majority of those present shall rule. If the vote is in favor of donation(s), the Board will receive suggestions from the members for names of possible charities and conduct a further vote within two months, to determine the recipient(s). A simple majority of those present shall rule. The Board will decide, after the proceeds of the Show are known, how much money to donate to the agreed-upon recipient(s).

If the Guild does vote in favor of making a donation, suggestions for recipients of the donation should be submitted to the Board prior to Guild Board meeting on November 4, 2009. The suggestion must contain the full name, address and a description of the charity. The charity should support the purpose of the Quilt Show as stated in the By-Laws:

Statement of Purpose: As part of Farmington Valley Quilters, the Show's purpose is to preserve the tradition, culture and history of quilting, to promote knowledge and understanding of all aspects of quilting, and to promote good fellowship among all persons interested in the art of quilting. The Show is a means of raising money to further these ends.

If it is decided that the Guild will donate money, we will have a vote at the November meeting on what charity/charities will receive money.

Quilt Show 2010

News from Paulette..... **We are still looking for someone to chair the Booklet Committee.**

Please join us in thanking Diane Calkin and Betty Warner for volunteering to coordinate the 2012 Raffle Quilt. Thank you ladies, we look forward to seeing the unique creation that will represent the Farmington Valley Quilting Guild.

Additional thanks for everyone who has agreed to join the 2010 Quilt Show committee as we embark on our adventure to produce an exciting show for all to enjoy. There are still several openings and we need additional members to step up and volunteer time, the more folks we have the lighter each one's load. Remember, this show is a guild event and without you there is no show.

Mark the dates 2010 Quilt Show

Friday October 1—Setup

Saturday and Sunday, October 2 –3—Show

Don't miss out—it's not spam

Paulette will be sending you emails. You may not be familiar with her name and email address. So be sure to add her to your contact/email list: Paulette: paulette@yaho.com. The subject of the emails will be "2010 Quilt Show".

2008-2009 FVQI Board

President
Laurie Rio

**First Vice
President**
Carrie Bacewicz

**Second Vice
Presidents**
Meg Lines
Lisa Salvatore

Treasurer
Mary Gridley

Secretary
Debbie D'Angelo

Publicity
Gina Finch

Newsletter Editor
Bobbi Morehouse

Socials
Anne Baldis

Hospitality
Zana Tauro
Connie Rowles

2010 Quilt Show
Paulette Young





SUNSHINE

Sally is always looking to know if anyone needs a cheer card or a sympathy card . So many members have remarked about how nice it is to receive a personal note. Let us know if you hear of any member who is ill or suffered a loss. The thoughtfulness is appreciated. You can contact Sally Sargent Markey (653-3224) or any board member.

Annual Membership Renewal

It's that time of year to renew your Farmington Valley Quilter's membership. Invite a friend to join. Membership is open to anyone who is interested in quilting. No previous experience is required just a love of quilts and sewing. The annual membership entitles members to monthly meetings, access to a monthly newsletter, and the opportunity to participate in Guild sponsored workshops and functions.

The annual dues are \$25 dollars and are due by July 1st. Dues and membership renewal form can be brought to the May or June meetings or mailed to FVQI, PO Box 172, Weatogue, CT 06089. If a current member attends a meeting after July 1st and has not renewed their membership they will be asked to either renew at that time or pay the \$5 guest fee. When filling out the renewal form, fill in your name and any changes to current information. The form can be found on-line at <http://www.fvqi.org/ResourcePages/Resources.html>

ABC Quilt Update

On Saturday, August 29 Sue Trimble and Anne Baldis, representing the Farmington Valley Quilt Guild, presented quilts to the three incoming ABC students at the ABC house in Simsbury. There are two freshmen and one sophomore joining the ABC group this year. Both the students and their families were very appreciative of all the work involved in making the quilts and in the beauty of the quilts. This is traditionally one of the highlights of their first weekend in Simsbury. Please accept a big heartfelt thank you from everyone involved in the ABC program for all your efforts in helping to produce these quilts.

Coming next month: Fall Retreat

When: Saturday, October 17, 2009
9:00 to 5:00

Where: East Granby Congregational Church on Route 20
East Granby, CT

Who: Guild members who want to spend the day quilting with friends

Cost: \$25.00, includes a pizza lunch with beverages plus door prizes

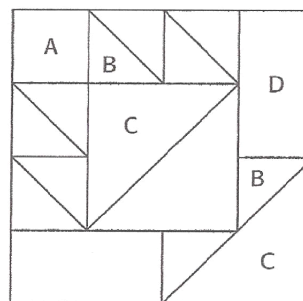
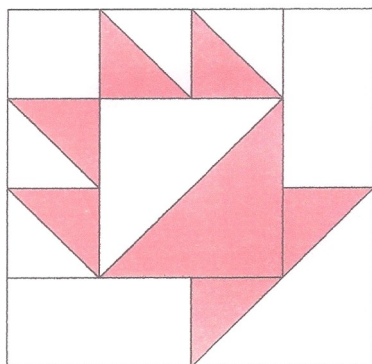
What to bring: basic sewing supplies – sewing machine (there's plenty of electricity, however power strips and heavy duty extension cords would be appreciated) and one or more projects to work on.

There will be a sign-up sheet at this week's guild meeting, or else email Sue Trimble (sktrimbel@comcast.net) to sign up.

Please bring finished Friendship Blocks to the meeting in September. The final drawing for the blocks will be held in September.

CAKE STAND FRIENDSHIP BLOCK

JULY, AUGUST AND SEPTEMBER – DRAWING AT SEPTEMBER MEETING



MATERIALS: (1) dark, (1) light fabric. Any colors that you like. **GO WILD!**

CUTTING:

Color A: (light fabric)

Cut (1) square 2-1/2" x 2-1/2" (A).

Cut (2) squares 2-7/8" x 2-7/8"

Cut (1) square 4-7/8" x 4-7/8". Cut once on diagonal to make (2) large triangles. (C)

Cut (2) rectangles 2-1/2 "x 4-1/2" (D)

Color B: (dark fabric)

Cut (3) squares 2-7/8" x 2-7/8" (B) Cut (1) of these squares on the diagonal to make (2) (B) triangles.

Cut (1) square 4-7/8". Cut in half diagonally to make (2) large triangles. (You will use only one)

DIRECTIONS: Lay out all pieces carefully paying close attention to the diagram.

I – Place (2) light squares (2-7/8" x 2-7/8") on top of (2) dark squares (2-7/8" x 2-7/8"). **Draw** one diagonal line across each combined square. **Stitch** 1/4" along both sides of drawn diagonal lines. **Cut apart** on drawn diagonal. **Press** to dark side. You will have (4) 1/2 square triangles. **Stitch** these 1/2 square triangles together to make (2) pairs as on diagram.

II – Stitch (2) large triangles together (light on dark) along diagonal line. **Press** to dark side.

III – Stitch (1) pair of small 1/2 square triangles to side of large 1/2 square triangle as in picture.

IV – Stitch 2-1/2" light square (A) to one side of the other pair of small 1/2" square triangles.

Stitch this strip along the top of large combined square just sewn.

V – Stitch remaining (2) dark (B) triangles to end of each rectangle (D). **Sew** these pieces to each side of large square as shown.

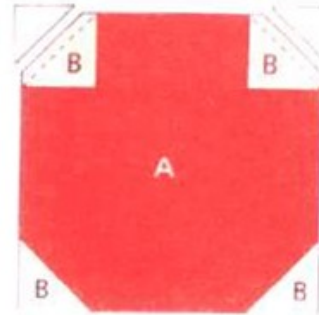

VI – Connect remaining large light triangle (C) to the corner as shown to complete the block.

Finished block should measure 8-1/2" x 8-1/2".

Have fun! Make as many blocks has you like. Please call Pat Leslie (677-4611) or Meredith Hurst (658-4802 with questions. Be sure to fill out a slip of paper with your name and phone number for each block you make and drop it in our raffle basket.

APPLE FRIENDSHIP BLOCK


SEPTEMBER, OCTOBER, NOVEMBER – DRAWING AT NOVEMBER MEETING



MATERIALS: Color A – red or green for apple
Colors B,C,D,E – variety of off whites, light beiges
Leaf - Green, Stem - Brown. Scrap of “Steam a Seam” or similar product for applique

CUTTING:

Color A – Cut (1) 3-1/2” square (apple)
Colors B, C, D, E:- (use variety of neutral fabrics)
Cut B - (4) 1-1/4” squares
Cut C – (1) 2-1/4” x 3-1/2” rectangle
Cut D - (2) 5-1/4” x 1-3/4” rectangles
Cut E – (1) 6-1/4”x 1-3/4” rectangle



Leaf and Stem – Trace images onto “Steam a Seam” or similar product and follow directions for product. (Diagram for left slanting stem. Reverse for right slant.)

DIRECTIONS: Lay out all pieces carefully paying close attention to the diagram.

Place (1) 1-1/4”(B) square on corner of apple fabric (A), right sides together. Draw diagonal line from center to edge. Stitch on diagonal line. Press toward edge, trim to 1/4” seam. (Repeat for other 3 corners.)

Stitch 2-1/4” x 3-1/2” (C) rectangle to top of apple. Press.

Stitch 5-1/4” x 1-3/4” (D) rectangles to sides of apple block. Press.

Stitch 6-1/4” x 1-3/4” (E) rectangle to bottom of block. Press.

Place Stem and Leaf at top of apple as indicated on picture. Press to adhere to block as indicated on product.

Machine applique stem and leaf to block using small zig zag or satin stitch. (Be sure to place stabilizer under back of fabric before appliquing).

Have fun! Make as many blocks as you like. Please call Pat Leslie (677-4611) or Meredith Hurst (658-4802 with questions. Be sure to fill out a slip of paper with your name and phone number for each block you make and drop it in our raffle basket.

Adapted from Apple Block pattern by Patty Flavin

Member Ads : ***From Susan Elliott:*** My daughters have been sewing and creating some great items from "found" fabric. They often find uses for outdated or different fabrics. They are using mostly cotton, but not necessarily quilt weight fabric. If you have or hear about any fabric donations, please contact me. Always good to be "green". Susan Elliott 658-0863 or shsellott@sbcglobal.net.

If you would like an ad in this section, contact Bobbi Morehouse. Members may place a three line ad 3 times per year at no charge.

**Mark your calendar: In Progress
Connecticut Quilt Shop Hop, Sep 12–20
18 Shops Participating**

Upcoming Quilt Shows and Events

"Contemporary Art from Traditional Loops" (8/16 thru 10/4)

Bruce S. Kershner Gallery/Fairfield Public Library
8/22/09 Hook-In, 3-5 PM; Opening Reception, 5-7 PM
1080 Old Post Rd.
Fairfield, CT 06824
203-270-8293
nmh1792@hotmail.com

"Massachusetts Quilts: Our Common Wealth (7/17-9/20)
New England Quilt Museum
18 Shattuck Street
Lowell, MA
978-452-4207

"Full Spectrum: Quilts & The Textile Arts" (9/10-12/05)
Binghamton University Art Museum
Binghamton, NY

Pennsylvania National Quilt Extravaganza XVI
September 17-20, 2009

Greater Philadelphia Expo Center
Oaks (Greater Philadelphia / Valley Forge Area),
Pennsylvania

MADE IN NEW YORK: CITY QUILTING FALL EXHIBITION

At The Williams Club, Sep 2, 2009 to Nov 14, 2009

For more information contact Dale Riehl at


www.cityquilter.com

info@cityquilter.com

quilters@cityquilter.com

14th Annual Quilt and Needlearts Show
Saturday, October 10th from 10am to 5pm
Sunday, October 11th, from 1pm to 5pm
First Church of Christ, Congregational
499 Town Street (Rt 151)
East Haddam, CT

<http://ehquiltshow.home.att.net/>



Farmington Valley Quilters, Inc.
P O Box 172
Weatogue, CT 06089

Meetings typically held at Eno Memorial Hall
On
Hopmeadow Street
In
Simsbury, CT

For more information go to
www.fvqi.org