

www.fvqi.org

Farmington Valley
Quilters Newsletter

October 2010

From the President

Our 2011 Quilt Show is only 1 year away. Sounds like a long time from now, doesn't it? But as we all know, it will be here before we know it! Have you decided which quilt or quilts you are going to have displayed at the show? No, me either, although I have been thinking about it. I may have to ask to borrow a quilt that I've given as a gift. Wouldn't that just be a stinker if I was told "no" I couldn't borrow the quilt!

Do you like to Trick or Treat? Our guild is getting a treat, again this year, from Close To Home in Unionville. They are offering a 30% discount to guilds again this year and our week is October 31 -November 6. What a great time to pick up what you need for all of those holiday gifts.

Some quilters love batiks, some love 30's fabric, some love working with reproduction, it really doesn't matter which one is your favorite. Everyone is unique and everyone has different tastes in what fabric line they choose, even one of my cats. Whisper helps herself to my scrap bag during the night and pulls out what she likes. All of the scraps she had to go through to find the perfect piece are left on the floor next to the bag. She prefers the long pieces that she can hold in her mouth and run up and down the hallway. I haven't made anything with 30's fabric yet, I may make that my next personal challenge. Wait a minute, 30's fabric at 30% off - now that sounds like a plan.

Happy Halloween!
Carrie



Monthly Meeting—Wednesday, October 20th, 6:45 pm at Eno Memorial- Dee Conlon, Hawaiian Quilting Workshop, October 21st, Hawaiian Quilting

Dee Conlon is visiting us direct from Hawaii. She will talk about Hawaiian quilting history, technique and current trends. www.deesquiltedesigns.com

The day after, Dee will present a workshop on Hawaiian quilt designs and specifically, the appliqué techniques best suited to this quilt style. She will cover the traditional methods of Hawaiian quilting and demonstrate ways in which this design can be brought into the 21st century with machine quilting. The fee for the workshop is \$35 for members and \$50 for non-members. There is also a \$15 materials fee. Workshop will be held at The Apple Barn at Simsbury Farms starting at 9:00 AM. CONTINUED ON PAGE 2

Inside this issue:

Message from the President	1
This Month's Meeting	1,2
Next Month's Meeting	2
Upcoming Events	3
Sunshine	4
Quilt Show	5
Member Ads	9
Friendship Block	6,7
Other quilt shows	9
Guest Policy	3
Officer Directory	4

Snippets:

- This meeting begins at 6:45pm
- Show and tell
- FVQI Board meetings are scheduled the first Wednesday of every month and are open to all members.
- Neonatal quilts
- Library items
- Raffle Baskets page 5
- Friendship Block, 6 & 7

Continued from Page One**Hawaiian Quilting Workshop, October 21st, Location: Apple Barn, Old Farms Road**

Please contact Lisa Salvatore (JLAGF@comcast.net) if you are interested in attending. You can bring a check to the October meeting. Below is a workshop supply list:

- 1 fat quarter of a leafy green solid, or fabric that reads solid
- 1 fat quarter of a flowers color that reads solid
- 7/8 yard of contrasting background fabric for background and binding (if making a pillow, add 5/8 yard for pillow back)
- 22” square of batting
- 22” square of muslin
- Fine thread to coordinate closely with fat quarters
- Hand quilting thread to coordinate with both leaf and background fabric
- Any white thread for basting

Additional supplies recommended:

- Thread Heaven
- Very sharp fabrics scissors
- #10 or #11 straw needles
- Thimbles
- Mary Ellen’s Best Press™ Starch Alternative

Wednesday, November 17th-Sue Reich: “Quilting That Saw Us Through WWII”

Between 1941 – 1945, women were busy working in the defense industries, planting Victory Gardens, and keeping the home fires burning. Newspaper articles from the War years report women quilting in record numbers. These quilts made while their sons, husbands, brothers, and loved ones were on the battlefield, have been packed away in attics and trunks for 60 years. As the members of “The Greatest Generation” continue to leave us, their children, the Baby Boomers are bringing these quilts into the market place.

This quilt collection comprises over 30 WWII quilts and tops with strong provenance, and the ephemera to anchor them historically in time. The ephemera includes photographs, V mail, ration books, parachute samples, magazines and newspaper quilting patterns.

Sue Reich began her interest in the study of quilt history with the Connecticut Quilt Search Project in 1991. A quiltmaker since childhood, she lectures widely on many aspects of quilt history, and is a certified AQS quilt appraiser. Among her many publications, she co-authored *Quilts and Quiltmakers Covering Connecticut* and authored *Quilting News of Yesteryear: One Thousand Pieces and Counting*. Sue Reich's website: <http://suereichquilts.com/ww2.htm>

**Wednesday, January 19th, 2011—Kate Themel
“Painting & Drawing with Fabric and Thread”**



Kate Themel is an award-winning fabric artist and teacher living in Cheshire, Connecticut.

After surviving cancer at age 33, Kate decided to focus her time and energy on the things that make her truly happy. In 2004, Kate left her corporate job and started her own small business. The process of starting over and carving out a new career path is what inspired the name Square One Design.

Since then, Kate's fabric art pieces have won awards in national juried competitions such as the Vermont Quilt Festival. They have been exhibited in multi-media art shows and in museums around the United States and recently in Gaborone, Botswana. Kate's work has been commissioned by business owners and private collectors across the United States and Europe.

In October of 2009, she completed a commission of seven art quilts for Yale University's Afro American Cultural Center in New Haven, Connecticut. Kate's Website: www.square-one-design.com

Guest Policy for FVQI Meetings: There will be a \$5.00 **Guest Fee for meetings** with fee speakers and potluck dinners. Guests who join the guild that evening do not have to pay the guest fee.

UPCOMING ITEMS FOR YOUR CALENDARS:

Apple Valley Quilters is having Laurie Shiffrin, author of *Batik Beauties & Batik Beauties & Beyond*, for an all day workshop on Saturday, November 6th from 9 am to 4pm. She will be teaching her Mango Tango Quilt which can be seen in her second book. **Apple Valley is opening up some spaces to Farmington Valley Guild members at the cost of \$35, the same as AVQ members.** If you are interested in taking this workshop or have any questions, please contact Donna Nicklis at nicklisd@yahoo.com or 860-675-3449.

March 25th is Mystery Night at the church in Granby and March 4-6 is the Cape Cod trip.

Laurie Rio announced that a bus trip is being planned with the Apple Valley guild to the New York Empire Quilt Show in New York City, March 26, 2011. (I think there is an invitation here!)

Membership News from our Vice President:

Please remember to renew your membership this month as I will be updating the Farmington Valley membership list after this month's meeting and would like to include everyone on that list. Remember you only have to fill in your name and any changes you might have, otherwise just write in Same Info on the rest.

Welcome to our new members!

Beth Berman, Avon, CT
 Carolyn Locke, Tolland, MA
 Susan Moore, Tolland, MA
 Lyda Scudder, Barkhamsted, CT
 Suzanne Weber, Granby, CT

We also want to remind all our members to wear their name badges so that all our members can find someone they might be looking for. Remember not everyone knows who everyone is, this makes it easier for all of us.

Debbie D'Angelo

SUNSHINE

This month was a particularly sad one for the Farmington Valley Quilters. We share in the grief of three of our members who lost loved ones this month. Our sympathy goes out to Glenda Martin, Margaret Dooley and Debbie Jacoby at this very difficult time.

Sally is always looking to know if anyone needs a cheer card or a sympathy card. So many members have remarked about how nice it is to receive a personal note. Let us know if you hear of any member who is ill or suffered a loss. The thoughtfulness is appreciated. You can contact Sally Sargent Markey (653-3224) or any board member. Sally's new email is : sallyspaints@yahoo.com.

2010—2011 FVQI Board

President

Carrie Bacewicz

First Vice President

Debbie D'Angelo

Second Vice

Presidents

Lisa Salvatore
 Phyllis Small

Treasurer

Linda Huppelsberg

Secretary

Dorothy Witter

Publicity

Sue Greene

Newsletter Editor

Bobbi Morehouse

Socials

Anne Baldis
 Sue Trimble

Hospitality

Laurie Rio
 Marilyn Webber

2011 Quilt Show

Karen Hines
 Meg Lines



2011 Quilt Show Committee Update

We have a venue!! We have a signed contract with the University of Hartford for October 14-16, 2011. Set up will be on Friday the 14th. The Show will be on Saturday from 10-5 and Sunday 10-4. Please be thinking of ways you can help the show be successful since we will be 3 years between shows.

Karen Hines announced at the Quilt Board Meeting on August 4th that all major positions for the Show have been filled. Registration forms are being finalized and lots more has been accomplished as all the committee members are busy with details and planning.

Themed Basket Raffle for the 2011 Quilt Show - Michelle Belanger mabelanger@sbcglobal.net

We now have 12 groups building a basket - thank you to all who are participating! We have great ideas and themes. For those interested in helping with the baskets, I'm including a quick checklist of items coordinators have suggested to bring along shopping. Please contact the coordinators if you have any questions. We will also be collecting at the monthly Guild meetings. Thank you!

"Quilted Stocking"....Linda Walter

Looking to include: fat quarters, threads, pair of small embroidery/appliqué/decorative scissors, marking pencils/tools, small/narrow acrylic rulers, pocket calendar/planner, pins, tape measure, a few patterns

"Welcome Baby"..... Donna Dellacamera

Looking to include: Bibs, rattles, teething toys, onsies or other new baby needs; baby or juvenile themed fabrics, pattern or book for easy baby quilts.

"Game Night".... Michelle Belanger

Looking to add: variety of games such as Uno, dominos, Scrabble, etc.; a few snacks like microwave popcorn, pretzels, chips.

"All Year Long".... Anne Baldis

Looking to include: Any fabric or items that could be tied to a holiday or specific month or season.

"Butterfly Basket"... Debby Jacoby

Looking to include: any fabric with butterflies, patterns with a butterfly theme, stationary/magnetic pads or other items with butterflies

"Cats"... Susan Michaels

Looking to include: any fabric with cats; any items associated with cats or with cats on them

Other baskets for the 2011 Show:

Bag Ladies - Debbie D'Angelo

Quilted Stocking – Linda Walter

Quilters Basket - Meg Lines

Game Night - Michelle Belanger

Beach Basket – Rachel Foster

Coffee - Diane Popko

Chocolate - Paulette Young

Welcome Baby - Donna Dellacamera

All Year Long – Anne Baldis

TBD – Janet Glynn



FARMINGTON VALLEY QUILTERS
MEMBER REGISTRATION
2010 - 2011

NEW MEMBER _____ RENEWING MEMBER _____

Name _____ Date _____

E-MAIL _____ Home Phone _____

Business Phone _____ Cell Phone _____

Address _____

Where did you hear about Farmington Valley Quilters? _____

If you are a NEW member, you will be receiving a new member packet that will explain some of our regular activities. If you have questions, please just ask any member and they will be happy to help.

We want to provide programming that interests our members and creates opportunities for you to become more involved in our Guild. Please help us by sharing what your interests are.

What type of programs are you most interested in? _____

What skills are you interested in learning? Workshops? _____

Would you like to belong to a Bee (small informal sewing group)? _____

Do you have skills you can share with the Guild? (Quilting, computing, publicity, etc.)

Speakers you would recommend to the Program Chairs? _____

What programs or committees would you like to help with? (Board, Community Service, Quilt Show, Membership, Publicity, Newsletter, etc.)

Comments: _____

Thank you for completing this registration form - Welcome to our Guild!

DUES are \$25 per year to be paid by JUNE 30. PLEASE MAKE CHECKS PAYABLE TO:

FARMINGTON VALLEY QUILTERS, INC.

P.O. Box 172, Weatogue, CT 06089

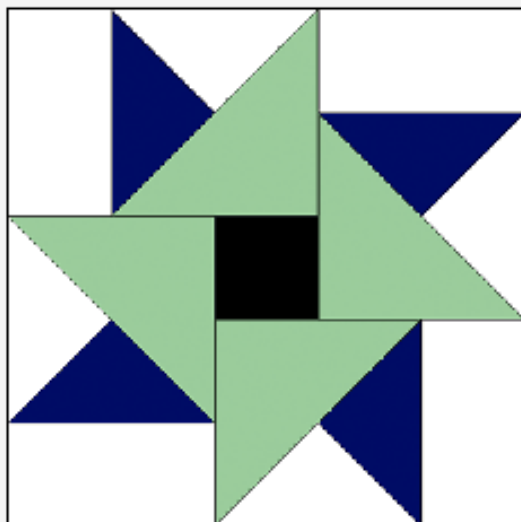
Some Quilt Shops and Vendors give a discount to Guild Members. Be sure to ask!

Date Dues Paid _____ Ck# _____ Cash _____ Treas. _____ Card _____ Database _____
Email _____ Folder _____ Member Packet _____

HOPE OF HARTFORD QUILT BLOCK (a.k.a. Double Star Quilt Block)

Friendship Block – October, November, December -- Drawing in December

Look what I found - a quilt block named for Hartford Connecticut!!!! And it is easy. This block was popular in the 1940s during the WWII era. The block symbolizes the hope of victory that Pratt and Whitney's engines brought to our troops. The block sort of looks like a propeller for a bomber doesn't it?



To make this 10 inch block:

Cutting Instructions

Center square: Cut one $2\frac{1}{2}$ inch square

Rectangles (white): you need one $2\frac{1}{2}$ inch x 18 inch strip. Cut into four $2\frac{1}{2}$ x $4\frac{1}{2}$ inch rectangles.

Large triangles (green): you need one $4\frac{7}{8}$ inch x $9\frac{1}{4}$ inch strip. Cut in half making two $4\frac{7}{8}$ squares, Stack and cut diagonally to create four triangles.

Medium triangles (blue): you need one $5\frac{1}{4}$ inch square.

Medium triangles (white): you need one $5\frac{1}{4}$ inch square

Stack the two $5\frac{1}{4}$ inch squares and cut diagonally twice (X shape cut) to make four triangles of each color

Assembling

1. Place a white and blue triangle right sides together and together sew on the short side. Repeat with the remaining medium triangles. Be sure to sew them all on the same side so all four are alike Repeat with the remaining units

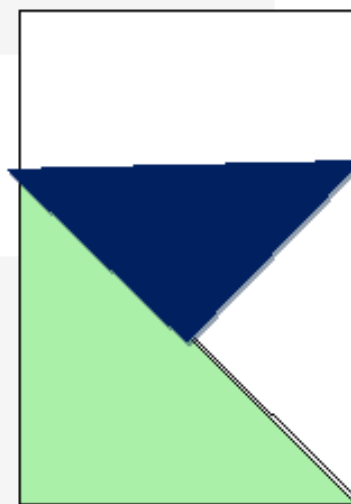
2. Sew the two color unit to a green triangle. Press to the green. Trim back to 5 1/4 inches if needed. Repeat with the remaining units
3. Sew a 2-1/2" x 4-1/2" background rectangle to the blue side of a quarter square triangle unit as shown. Press seam allowance towards the rectangle unless it is so light that the seam shows through.
4. Use the partial seams technique to sew the four units to the central square. This is done by sewing the first unit to the square along the large triangle as sewn, but only half way! This is very important. You'll come back and finish it later. Press the center square flat, towards the larger unit. Keep adding rectangles to the center. When done attaching all four units, sew the rest of the first rectangle down, and your block is finished.



Step 1



Step 2



Step 3



Step 4.

Questions? Call Sue Greene (860-675-8326)


Member Ads: For an ad in this section contact Bobbi Morehouse: 860/658-6637 or r.morehouse@comcast.net

You still have a little time to have your quilts quilted for Christmas gifts **by Debbie D'Angelo** of the Quilted Basket. You need to contact me right away to check & see when I need them by, brochures will be available at the Sign in table and I will be at the meeting to talk to you if you have any questions. I can be reached at quiltedbasket@cox.net or www.quiltedbasket.com or 860-621-5596. Happy Quilting!

Upcoming Quilt Shows and Events

(Listings are based on information we have; ALWAYS call to double check dates and times.)

<p>24th Annual Northeast Quilts Unlimited October, 09 2010 to November, 11 2010 Old Forge, New York Arts Center/Old Forge 3260 State Route 28 Old Forge NY phone: 315-369-6411 web: http://www.artscenteroldforge.org/</p>	<p>Out of the Loop Nov 11—Dec 12, 2010 Gallery at Blue Back Square West Hartford Art League's First Broad-Scale Fiber Arts Show Prospectus available at the website: www.westhartfordart.org</p>
<p>African American Quilts Today Oct 21—Dec 31, 2010 New England Quilt Museum Lowell, MA www.nequiltmuseum.org/</p>	<p>A Tisket, A Tasket Quilt Show March 26-27, 2011 www.loveapplequilters.com The Blue Barn, 1009 Tuckerton Road, Marlton, NJ</p>
<p>SAQA @20: Art & Excellence Nov 5, 2010 to January 16, 2011 Springfield Art Museums Springfield, MA November 5, 2010 - January 16, 2011 info at: www.saqa.com</p>	<p>MQX EAST 2011—MACHINE QUILTERS EXPO Apr 11th—16th, 2011 Rhode Island Convention Center Providence, RI, info at: www.mqxshow.com</p>
<p>QUILTS: Masterworks from the American Folk Art Museum, Oct 5, 2010 thru Sep 2011 "The Year of the Quilt" — American Folk Art Museum, 45 West 53 Street, New York 10019 www.folkartmuseum.org or call 212/265-1040</p> <p>For a national and international calendar of quilt events go to www.saqa.com, the Studio Art Quilt Association website</p>	<p>75th Diamond Jubilee Quilt Festival June 3—June 5, 2011 RIT Gordon Field House 1 Lomb Memorial Dr Rochester NY</p> <p>web: geneseequiltfest.com</p> <p>Farmington Valley Quilters Quilt Show October 14—16, 2011, see page 5 for information</p>



Farmington Valley Quilters, Inc.
P O Box 172
Weatogue, CT 06089

Meetings typically held at Eno Memorial Hall
On
Hopmeadow Street
In
Simsbury, CT

For more information go to
www.fvqi.org