

www.fvqi.org

Farmington Valley
Quilters Newsletter

October 2009

From the President

Recently I had the wonderful opportunity to spend a weekend quilting with friends. Even though I suspected that they were more organized quilters than I, it was painful to see just how large the gap was between their organized sewing and my scattered approach. Both friends showed up with projects all cut and neatly stacked and labeled. If a clip or pins didn't hold the pieces in place they were stored in individual zip lock bags. While they sewed, their workstations were neat and they had everything at their finger tips. My workspace had pieces of fabric all over the place and I often blurted out 'where did that piece go?'

I did make a dent in my projects and even completed a project. But I went home vowing to organize my sewing projects, keeping my sewing space neat and organized and to use my quilting time more wisely. I'm

not sure if I have it in me to be organized but if I see an improvement over the next few weeks, I'm going to ask my friends if they will teach organization skills at the January Members Teaching Members meeting. Please tell me I'm not the only unorganized quilter out there!

I'm sure my friends are not aware of my desire to learn some of their organizational skills as you might not be aware that there are fellow guild members who are interested in your skills and talents. The January meeting might be your opportunity to help fellow quilters. Think about it and then let Meg Lines or Lisa Salvatore know what skill you are willing to share at Members Teaching Members night. And if you have any tips on being organized for me, please pass them on.

Happy and organized quilting!
Laurie



P.S. PLEASE READ PAGE 4 for important FVQI bylaws information. There will be a vote on this issue at the November Meeting.

MONTHLY MEETING—Wednesday, October 21st

6:45pm at Eno Memorial Hall

Holice Turnbow will lecture us at the membership meeting on October 21 at Eno Hall on "Creativity – Developing Your Own Design Style."

CONTINUED ON PAGE 2

Inside this issue:

Message from the President	1
This Month's Meeting	1,2
Next Month's Meeting	2
Coming Up	2,3
Sunshine	6
Quilt Show	5
Member Ads	5
Other quilt shows and events	8
Workshop Refund Policy	2
Guest Policy	3
Officer Directory	5
Friendship Blocks	7

Snippets:

- This meeting begins at 6:45pm
- Show and tell
- FVQI Board meetings are scheduled the first Wednesday of every month and are open to all members.
- Friendship Blocks
- Neonatal quilts
- Library items
- FVQI Renewal Check
- Read Charitable Giving By Laws on page 4

(CONTINUED FROM PAGE ONE)

Mr. Turnbow is a well-known quilting judge from Massachusetts. He is known for his whole cloth quilts and designing original quilts.

Holice Turnbow lectures and conducts workshops in many quilting techniques with emphasis on those subjects related to the development and use of quilting designs. This is an outgrowth of his work with The Stencil Company, for which he designs quilting stencils, and with two companies for which he have designed whole cloth quilts. He has written for various quilting magazines and appeared on public television with Kay Wood's "Strip Quilting with Kaye" and "Quilting for the 90's." He also appeared on 13 segments of "Heirlooms by Design" which was shown in the Alabama area through the CBS cable networks. He has also filmed six shows on QNN representing The Stencil Co. There is more information on Holice Turnbow online at charltonsewingcenter.com/holiceTurnbow.

Holice will give a workshop from 9:00 am to 4:00 pm on October 22 on Whole Cloth Quilting at the Avon Public Library, 281 Country Club Road, Avon. Students will study the composition of the whole cloth (white on white) quilt and learn the techniques of drawing designs (feathers, cables and other motifs) which contribute to the beauty of this style quilt. There will be practice in the techniques for drawing the individual motifs and then design a 40 inch square that can be used either as a single piece or become the center of a larger quilt. The cost for the workshop is \$55.00. There are a few openings in the workshop. To be assured of a seat, call Meg Lines at 860 242-1850. If there are remaining seats, sign-up and payment can be done at the October membership meeting.

- **Wednesday, November 18th—Lisa Corson Lecture—“This is Not Your Grandmother’s Quilt: Making Art and Finding Your Muse”**

Lisa Corson will present a trunk show of her quilts at the membership meeting on November 18. Ms. Corson’s work combines many aspects of art, craft, history and storytelling. Since her first college class in alternative photography processes, she has experimented with putting photographs onto fabric. At the same time, she has been collecting vintage photographs of families, children, and scenes of daily life. Each photograph contains a story of a life waiting to be told. It seemed only natural that the physical warmth of a quilt should be combined with the emotional warmth of a story or personal history. This was the beginning of her company, Homespun Heritage. Her personal work melds together vintage photographs, fine fabrics, poems, diary entries, love letters and other important artifacts of a life such as buttons, keys, old tickets, maps and other keepsakes. From these pieces is spun a short vignette about the people in the photographs, and the viewer's imagination can take it from there.

Workshop Refund Policy

Thirty (30) days prior to the workshop, no refunds will be made unless your slot can be filled by a person from the waitlist, first, or other FVQ member, second.

Farmington Valley Quilters' Fall Coffees

Each year the guild has 2 get-togethers to learn more about the guild in a more intimate setting than guild meetings. This year we are lucky to be having one at Sew Inspired and one at Sandy Morawski's house.

The info on the first one is

What: Fall Coffee

When: **Tuesday, October 27th at 6:30 P.M.**

Where: Sew Inspired quilt shop at Fiddler's Green, Simsbury

Who: Anyone who would like to learn a little bit more about the guild and its programs

The second coffee is **Monday, November 16th at 9:30 a.m.**
at Sandy Morawski's house - 232 Duncaster Rd., Bloomfield.

Please let Anne Baldis (658-1668) or Sue Trimble (651-9027) know if you are planning on attending.



Guest Policy for FVQI Meetings

There will be a \$5.00 **Guest Fee for meetings** with fee speakers and potluck dinners. Guests who join the guild that evening do not have to pay the guest fee.



IMPORTANT GUILD MEMBERSHIP VOTE REQUIREMENT

Charitable contribution from Quilt Show Proceeds

A provision in our Quilt Show By-Laws allows the guild to set aside money from the Quilt Show profits to donate to a charity. The guild votes to determine if we will donate money to charities. We will conduct this vote at our September meeting.

By-Law Statement:

Charitable Donations: Not less than one year prior to the scheduled date of the Show, the Guild membership shall vote at an open meeting whether to make charitable donations from the proceeds of the upcoming Show. A simple majority of those present shall rule. If the vote is in favor of donation(s), the Board will receive suggestions from the members for names of possible charities and conduct a further vote within two months, to determine the recipient(s). A simple majority of those present shall rule. The Board will decide, after the proceeds of the Show are known, how much money to donate to the agreed-upon recipient(s).

If the Guild does vote in favor of making a donation, suggestions for recipients of the donation should be submitted to the Board prior to Guild Board meeting on November 4, 2009. The suggestion must contain the full name, address and a description of the charity. The charity should support the purpose of the Quilt Show as stated in the By-Laws:

Statement of Purpose: As part of Farmington Valley Quilters, the Show's purpose is to preserve the tradition, culture and history of quilting, to promote knowledge and understanding of all aspects of quilting, and to promote good fellowship among all persons interested in the art of quilting. The Show is a means of raising money to further these ends.

If it is decided that the Guild will donate money, we will have a vote at the November meeting on what charity/charities will receive money.

Quilt Show 2010


News from Paulette..... **We are still looking for someone to chair the Booklet Committee.**

Please join us in thanking Diane Calkin and Betty Warner for volunteering to coordinate the 2012 Raffle Quilt. Thank you ladies, we look forward to seeing the unique creation that will represent the Farmington Valley Quilting Guild.

Additional thanks for everyone who has agreed to join the 2010 Quilt Show committee as we embark on our adventure to produce an exciting show for all to enjoy. There are still several openings and we need additional members to step up and volunteer time, the more folks we have the lighter each one's load. Remember, this show is a guild event and without you there is no show.

Mark the dates 2010 Quilt Show

Friday October 1—Setup
Saturday and Sunday,
October 2 –3—Show



Don't miss out—it's not spam

Paulette will be sending you emails. You may not be familiar with her name and email address. So be sure to add her to your contact/email list: Paulette: paulettey@yahoo.com. The subject of the emails will be "2010 Quilt Show".

2008-2009 FVQI Board

President
Laurie Rio

**First Vice
President**
Carrie Bacewicz

**Second Vice
Presidents**
Meg Lines
Lisa Salvatore

Treasurer
Mary Gridley

Secretary
Debbie D'Angelo


Publicity
Gina Finch

Newsletter Editor
Bobbi Morehouse

Socials
Anne Baldis

Hospitality
Zana Tauro
Connie Rowles

2010 Quilt Show
Paulette Young



SUNSHINE

Sally is always looking to know if anyone needs a cheer card or a sympathy card . So many members have remarked about how nice it is to receive a personal note. Let us know if you hear of any member who is ill or suffered a loss. The thoughtfulness is appreciated. You can contact Sally Sargent Markey (653-3224) or any board member.

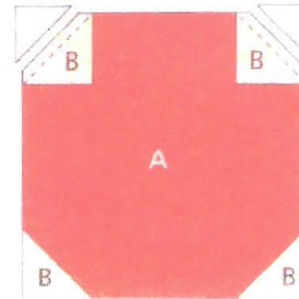

Annual Membership Renewal

It's that time of year to renew your Farmington Valley Quilter's membership. Invite a friend to join. Membership is open to anyone who is interested in quilting. No previous experience is required just a love of quilts and sewing. The annual membership entitles members to monthly meetings, access to a monthly newsletter, and the opportunity to participate in Guild sponsored workshops and functions.

The annual dues are \$25 dollars and are due by July 1st. Dues and membership renewal form can be brought to the May or June meetings or mailed to FVQI, PO Box 172, Weatogue, CT 06089. If a current member attends a meeting after July 1st and has not renewed their membership they will be asked to either renew at that time or pay the \$5 guest fee. When filling out the renewal form, fill in your name and any changes to current information. The form can be found on the next page or on line at <http://www.fvqi.org/ResourcePages/Resources.html>

APPLE FRIENDSHIP BLOCK

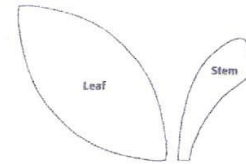
SEPTEMBER, OCTOBER, NOVEMBER – DRAWING AT NOVEMBER MEETING



MATERIALS: Color A – red or green for apple
Colors B,C,D,E – variety of off whites, light beiges
Leaf - Green, Stem - Brown. Scrap of “Steam a Seam” or similar product for applique

CUTTING:

Color A – Cut (1) 3-1/2” square (apple)
Colors B, C, D, E:- (use variety of neutral fabrics)
Cut B - (4) 1-1/4” squares
Cut C – (1) 2-1/4” x 3-1/2” rectangle
Cut D - (2) 5-1/4” x 1-3/4” rectangles
Cut E – (1) 6-1/4”x 1-3/4” rectangle



Leaf and Stem – Trace images onto “Steam a Seam” or similar product and follow directions for product. (Diagram for left slanting stem. Reverse for right slant.)

DIRECTIONS: Lay out all pieces carefully paying close attention to the diagram.

Place (1) 1-1/4”(B) square on corner of apple fabric (A), right sides together. Draw diagonal line from center to edge. Stitch on diagonal line. Press toward edge, trim to 1/4” seam. (Repeat for other 3 corners.)

Stitch 2-1/4” x 3-1/2” (C) rectangle to top of apple. Press.

Stitch 5-1/4” x 1-3/4” (D) rectangles to sides of apple block. Press.

Stitch 6-1/4” x 1-3/4” (E) rectangle to bottom of block. Press.

Place Stem and Leaf at top of apple as indicated on picture. Press to adhere to block as indicated on product.

Machine applique stem and leaf to block using small zig zag or satin stitch. (Be sure to place stabilizer under back of fabric before appliquing).

Have fun! Make as many blocks as you like. Please call Pat Leslie (677-4611) or Meredith Hurst (658-4802 with questions. Be sure to fill out a slip of paper with your name and phone number for each block you make and drop it in our raffle basket.

Adapted from Apple Block pattern by Patty Flavin

Member Ads:

If you would like an ad in this section, contact Bobbi Morehouse. Members may place a three line ad 3 times per year at no charge.

Upcoming Quilt Shows and Events

(Listings are based on information we have; ALWAYS call to double check dates and times.)

"Full Spectrum: Quilts & The Textile Arts" (9/10-12/05)

Binghamton University Art Museum
Binghamton, NY

Treasures from the Permanent Collection" (thru 12/27)

Windham Textile & History Museum 411 Main St.

Willimantic, CT 06226

860-456-2178

www.millmuseum.org

Opening Reception: Fashion Show & Speakeasy Party,
10/3, 7-9:30 p.m.

MADE IN NEW YORK: CITY QUILTING FALL EXHIBITION

At The Williams Club, Sep 2, 2009 to Nov 14, 2009

For more information contact Dale Riehl at

www.cityquilter.com

info@cityquilter.com

quilters@cityquilter.com

"NY Capital Region Textile Artists" (10/8-11/29)

RPI Cultural Center

2125 Burdett Avenue

Troy, NY

"Kindred Spirits" (10/3,10,17,24,31 from 12-4)

Tolland Art Association

22 Tolland Green

Tolland, CT

860-871-7405

Opening reception: 10/2 5-8pm

"Master Pieces: Haberdashery Textiles in Antique Quilts" (thru 11/15)

"Masters: Art Quilts" (11/19-2/25/09)

New England Quilt Museum

18 Shattuck Street

Lowell, MA

978-452-4207

<http://www.nequiltmuseum.org>

Lecture and Gallery Walk: Martha Sielman, author of
"Masters: Art Quilts" - Sat. 11/21

"Fiber Snapshots" (thru 11/20)

Ruth Leever Atrium Gallery

Naugatuck Valley Community College

750 Chase Parkway

Waterbury, CT 06708

www.nvcc.commnet.edu

Lecture: Kate Themel - 11/19 at 11am

"Fiber Art"

The Arts Center of the Capital Region

River Street

Troy, NY

www.artscenteronline.org

"Needle Scissors Brush Saw: Dangerous Women with Tools" (thru 10/28)

The Brandon Artists Guild

7 Center Street

Brandon, VT

802-247-4956

MADE IN NEW YORK: CITY QUILTING FALL EXHIBITION


At The Williams Club, Sep 2, 2009 to Nov 14, 2009

For more information contact Dale Riehl at

www.cityquilter.com

info@cityquilter.com

quilters@cityquilter.com



Farmington Valley Quilters, Inc.
P O Box 172
Weatogue, CT 06089

Meetings typically held at Eno Memorial Hall
On
Hopmeadow Street
In
Simsbury, CT

For more information go to
www.fvqi.org