

www.fvqi.org

Farmington Valley
Quilters Newsletter

November 2010

From the President

I was talking with a friend at work, who asked if I would look at her sewing machine that's been sitting for a few years. She said she wasn't even sure if the "bobber" was there. I told her the bobber probably wasn't there, but there might be a bobbin. Sometimes you just have to smile!

One thing I'm not smiling about, though, is a pattern from Louisa Smith's Stripes and Curves book that I've been working on for quite a while now. However, I feel like I have hit a brick wall. The more I work on it, the more it doesn't seem to work. My thought is that if I were to put it away for the time being and work on a different quilt (or two) then my creativity may start flowing again. What do you do to work through a creative block?

November is the time we reflect and give thanks. I'm thankful for being part of the guild. I'm thankful for all the members moving the guild forward. I'm thankful for all of the great guest speakers. I'm thankful for the friendships. And I'm thankful for seeing all of the wonderful pieces during Show & Tell.

I wish you all a very Happy Thanksgiving!

Carrie



Monthly Meeting—Wednesday, November 17th at 6:45p.m.-

Eno Memorial Hall, Simsbury

Sue Reich: "Quilting That Saw Us Through WWII"

Between 1941 - 1945, women were busy working in the defense industries, planting Victory Gardens, and keeping the home fires burning. Newspaper articles from the War years report women quilting in record numbers. These quilts made while their sons, husbands, brothers, and loved ones were on the battlefield, have been packed away in attics and trunks for 60 years. As the members of "The Greatest Generation" continue to leave us, their children, the Baby Boomers are bringing these quilts into the market place.

CONTINUED ON PAGE 2

Inside this issue:

Message from the President	1
This Month's Meeting	1,2
Next Month's Meeting	2
Upcoming Events	3
Retreat	4
Quilt Show	7,8
June Quilt Challenge	5
Friendship Block	9,10
Other quilt shows	11
Guest Policy	3
Sunshine	
Officer Directory	6

Snippets:

- This meeting begins at 6:45pm
- Show and tell
- FVQI Board meetings are scheduled the first Wednesday of every month and are open to all members.
- Neonatal quilts
- Library items
- Raffle Baskets page 7



Sue Reich: “Quilting That Saw Us Through WWII” CONTINUED

This quilt collection comprises over 30 WWII quilts and tops with strong provenance, and the ephemera to anchor them historically in time. The ephemera includes photographs, V mail, ration books, parachute samples, magazines and newspaper quilting patterns.

Sue Reich began her interest in the study of quilt history with the Connecticut Quilt Search Project in 1991. A quiltmaker since childhood, she lectures widely on many aspects of quilt history, and is a certified AQS quilt appraiser. Among her many publications, she co-authored *Quilts and Quiltmakers Covering Connecticut* and authored *Quilting News of Yesteryear: One Thousand Pieces and Counting*. Sue Reich's website: <http://suereichquilts.com/ww2.htm>

DECEMBER MEETING IS PARTY TIME



The Holiday Party will be Wednesday, December 15th, at Eno Memorial Hall, Hopmeadow Street. We will be doing a Yankee gift swap so please bring a \$10 - \$15 quilting related gift, it can be wrapped but please put it in a plain brown bag so we can't see it. There will be a sign up sheet for food at the November meeting.

Wednesday, January 19th, 2011—Kate Themel

Kate Themel is an award-winning fabric artist and teacher living in Cheshire, Connecticut.

“Painting & Drawing with Fabric and Thread”

After surviving cancer at age 33, Kate decided to focus her time and energy on the things that make her truly happy. In 2004, Kate left her corporate job and started her own small business. The process of starting over and carving out a new career path is what inspired the name Square One Design.

Continued on PAGE 3

**Continued from Page 2—Wednesday, January 19th, 2011—Kate Themel
“Painting & Drawing with Fabric and Thread”**



Since then, Kate's fabric art pieces have won awards in national juried competitions such as the Vermont Quilt Festival. They have been exhibited in multi-media art shows and in museums around the United States and recently in Gaborone, Botswana. Kate's work has been commissioned by business owners and private collectors across the United States and Europe.

In October of 2009, she completed a commission of seven art quilts for Yale University's Afro American Cultural Center in New Haven, Connecticut. Kate's Website: www.square-one-design.com

Joanne Sullivan Returns!

A crowd favorite, Joannie Sullivan, has cheerfully agreed to run a Saturday workshop for us in early 2011. Though a date has not yet been set, we would like to get sense of how many people would be interested in participating. It will help us in booking an appropriate room. Please email Lisa Salvatore (JLAGF@comcast.net) to let her know if you are interested. As soon as more information is available, we will let you know

February – Service Projects

March – Diane Loomis Many of our members were so impressed with Diane's work at the Lowell Quilt Museum last May that we just had to ask her to speak to our guild. Diane will be lecturing on Trapunto, a specialty of hers. This will be followed up with a workshop. Sign-ups will be available at the November Meeting. www.DianeLoomisQuilts.com

March 25th is Mystery Night at the Congregational Church in East Granby

April – Judy White Lecture & Workshop

Lecture: Kansas City Star
Workshop: Selvage Quilts

May – Trish Hodge Lecture: Batik Traditions of Indonesia



Guest Policy for FVQI Meetings: There will be a \$5.00 **Guest Fee for meetings** with fee speakers and potluck dinners. Guests who join the guild that evening do not have to pay the guest fee.

5th FVQI Retreat
Bayside Resort, West Yarmouth, MA
Friday March 4 - Sunday March 6, 2010

Join us for a wonderful retreat weekend at the Cape!

DATES: The weekend is March 4 - 6 at the Bayside Resort in West Yarmouth, MA. We have the function room from noon on Friday through 3 PM on Sunday.

EATING & FOOD: Most folks brought food to eat or snack on and something to share with the group (this is optional.) Some brought soups, etc. for lunch, and almost everyone went out for dinner (great restaurants, food, and conversation.) The rate includes a great continental breakfast (waffles, too!). Each room has a refrigerator and there are microwaves for use in the break room.

QUILTING: Quilting went on from 7 AM or so until about 10 or 11 PM. Machines and sewing gear are left set up in the function room (locked when not in use). The function room was extremely well lit, and tables, irons, ironing boards are supplied.

SHOPPING: There were a few quilt shops within close proximity, and everyone went quilt shopping and some shopped at other stores, too.

FUN: We had a great time and got to admire each others projects. Some brought one project and worked on it the whole time, others worked on several different ones. The whole time is unstructured. There are no door prizes, group projects, or teaching sessions. Everyone is willing to help if you get in a bind. We all liked just being with quilters, getting stuff done, shopping at new shops, and socializing. Non-guild members are welcome.

ROOM RATES: The weekend rate is \$178.60 + tax (11.7%) for 2 nights double occupancy (so if you're sharing the room, it's only ½ that amount.) One person from each double should call and make the reservation for the two nights. When you check in they will charge each of you one-half the weekend rate (approx. \$79.95). If you want the room to yourself, you pay the entire price.

**** PLEASE CONTACT ME once you have made a reservation along with the name of your 'room-sharer' so I know how many people are planning to attend. Also let me know if you will be bringing your machine or doing only hand work. There is a limit to the number of participants that the function room can accommodate.

If you would like to come and don't have someone to share the room with, please contact me and I will let you know who might be looking to share a room.

RESERVATIONS: The motel is holding a block of rooms for us at the above rates until Feb.1. Call 1-800-243-1114 to guarantee your room and mention to the reservationist you are reserving a room at the special rate blocked for "Farmington Valley Quilters". There may be an option to stay an extra day on either end of the weekend if you have never used this bonus before – ask about it when you make the reservation.

CANCELLATIONS: Must be made 72 hrs. prior to your scheduled arrival or a one night cancellation fee will be charged. Non-arrivals will be charged a one night cancellation fee, and the reservation will be cancelled.

TRAVEL:

Bayside Resort Hotel, 225 Route 28, West Yarmouth, MA 02673
1.800.243.1114, or 508.775.5669
Website: www.baysideresort.com

CONTACT: Call or email me if you have any questions: Karen Hines, 651.3640, chines9@cox.net.

Announcing the Annual June Meeting Quilt Challenge:



Initial Paint Chip Challenge



This year's quilt challenge is all about you. You requested an earlier start to the Challenge and here it is. Your initials will determine the colors you choose. You may use two or three initials. For instance mine might

be Bachelor Button, Jasmine, & Lime. Paint companies use catchy names to create a mood or ambiance. Take advantage of that. You cannot use a plain name like red or blue. Get into the fun of it. Your fabrics do not have to be solid but should "read" the color of your paint chip. You may add one additional color to your quilt. The initial paint chip colors should be prominent in the overall look of your piece.

If you have only two initials (or if one of them is X or Z) you may use your maiden name or family name.

Your project can be any style or size but it must be finished, quilted, and bound. Pin your Paint Chip cards from the hardware store to the front of your quilt.

The Quilt Challenge is one of the highlights of the June meeting. Don't be lulled into thinking you have loads of time. It's going to be a very busy year, so get started. Join in the fun and bring your completed quilt to the June meeting. One of those delicious ribbons just might have your name on it.

Peace in Piecing,
Bonnie Llopis & Judy Prohaska

Membership News from our Vice President:

The Farmington Valley Quilters welcome four new members this month, they are:

Lauren Elliott, Lauren.c.elliott@gmail.com;
 Katie Vincent, kateqvincent@gmail.com;
 Betsy Kahn, betsy.kahn@comcast.net;
 Sherry Shoblom, holstonblues@gmail.com.

The 2010-2011 Updated Membership List will go out via e-mail this week, you should have it by the meeting. If you did not get it and have an e-mail, please see Debbie D'Angelo at the sign in desk so we can make sure I have the correct info. There will be a few copies available at the Sign-In desk at the meeting, but these will be for those members who do not have e-mail addresses. Please let Laurie Rio or Marilyn Webber know if you need a copy.

The board talked about group projects for the guild and the fact that we haven't had one in a while so we're looking for ideas and people to coordinate these. Some of the ideas that were brought up at the meeting were Shoe Box challenge, Mother's Day Swap, PIGS, pot holder swap and 9 patch swap. Please let any of the board members know if you have any ideas or would like to coordinate something for the guild.


Debbie D'Angelo



SUNSHINE

The Guild sent get well greetings to Jean Hafner this month.

Don't forget Sally is always looking to know if anyone needs a cheer card or a sympathy card. So many members have remarked about how nice it is to receive a personal note. Let us know if you hear of any member who is ill or suffered a loss. The thoughtfulness is appreciated. You can contact Sally Sargent Markey (653-3224) or any board member. Sally's new email is : sallyspaints@yahoo.com.



2010—2011 FVQI Board

President

Carrie Bacewicz

First Vice President

Debbie D'Angelo

Second Vice

Presidents

Lisa Salvatore

Phyllis Small

Treasurer

Linda Huppelsberg

Secretary

Dorothy Witter

Publicity

Sue Greene

Newsletter Editor

Bobbi Morehouse

Socials

Anne Baldis

Sue Trimble

Hospitality

Laurie Rio

Marilyn Webber

2011 Quilt Show

Karen Hines

Meg Lines

Quilt Show Update

Preparations for the Quilt Show are proceeding on plan. Lisa, Lisa and Phyllis are working on the layout; Sue is contacting potential vendors; Anne is designing the Quilt Booklet; Gina is organizing publicity; Lisa is tracking our budget; Elaine is recording our minutes; Michelle is in charge of Themed Baskets; Susan is leading the quilt raffle; Sandi has created an electronic registration form; Karen and Meg are reviewing time lines. Many others are also actively involved in preparations. We will need all members to get involved to make this show a success. Please make this one of your high priority resolutions for 2011.

Show highlights are listed below along with suggestions on how you can help.

- The Quilt Show will be held October 15-16, 2011 in the Gengras Student Union at the University of Hartford. We are very excited about this new site, and hope we can attract many new as well as previous attendees.
- Our raffle quilt (made and quilted by members) is quite beautiful. We will all have to help out with the sale of raffle tickets. **See the separate article (ON PAGE 8) that describes how you can help.**

We have a wide range of Themed Baskets in the works for our Basket Raffle. Let's fill them with tempting items that will generate lots of interest and \$\$\$ from our attendees. There will be shopping bags in which to deposit your contributions available at each monthly guild meeting. Suggested contributions include items related to quilting such as quilting patterns, tools and fabric. Other possible items include calendars, games, baby items/toys, candy, coffees and holiday items. A list of the baskets and coordinators follow. Please check with the coordinators if you have any questions.

Welcome Baby - Donna Dellacamera

Tutti Fruitti - Anne Baldis

Cats - Susan Michaels

Coffee - Diane Popko

Chocolate - Paulette Young

Welcome Baby - Donna Dellacamera

Game Night - Michelle Belanger

Butterfly Basket - Debby Jacoby


Bag Ladies - Debbie D'Angelo


Quilted Stocking - Linda Walter

Quilters Basket - Meg Lines

Beach Basket - Rachel Foster

Your most important contribution: **Enter a quilt in the show.** Make a new one or enter one you've already completed, or enter several quilts. Registrations are due August 1, 2011,





QUILT SHOW RAFFLE QUILT

The quilt raffle is a key money maker at our quilt show. It was made and hand quilted by our members. It is gorgeous and is a pleasure to show off. You can see it is on our web site: www.fvqi.org. We now need members to assist in the sale of raffle tickets. Susan Elliott is in charge of Raffle Quilt ticket sales and needs your help with the tasks listed below. Please review the list and find one or more items that you can help with. Call her to volunteer at 860-658-0863, email her at shsellott@sbcglobal.net, or catch her at a meeting.

Quilt Raffle Tasks:

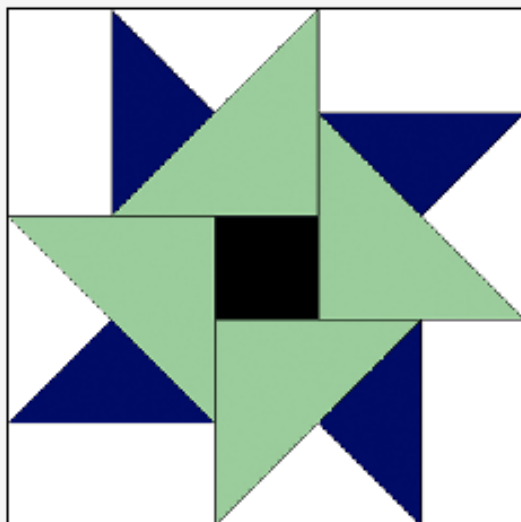
1. Oversee ticket sales by guild members: Distribute a photo of the quilt and tickets to all guild members. Collect money and stubs, track distribution and sale of tickets. Have extra tickets available at each meeting or arrange to get more tickets to members who request them.
2. Display the quilt and sell tickets at area quilt shops: Contact local quilt shops to ask if we can display the quilt for some period of time and sell tickets at their location. Prepare package of tickets and instructions. Bring package and quilt to shops and sell tickets per the agreed schedule. Pick up the quilt per plan and transport it to the next shop. Our objective is to display the quilt and sell tickets in 3 shops in June, July, and August.
3. Display the quilt at meetings of various guilds in the area to promote the quilt show and to sell raffle tickets: Contact someone in the assigned guild to arrange a visit. Bring the quilt, a raffle ticket sale package, and bookmark-type flyers on the show to the meeting. Present each guild with a few admissions tickets to the show in exchange for letting us sell the raffle tickets. The tickets can be used by these guilds as meeting door prizes. Our objective is to do this in April, May, June and September.



HOPE OF HARTFORD QUILT BLOCK (a.k.a. Double Star Quilt Block)

Friendship Block – October, November, December -- Drawing in December

Look what I found - a quilt block named for Hartford Connecticut!!!! And it is easy. This block was popular in the 1940s during the WWII era. The block symbolizes the hope of victory that Pratt and Whitney's engines brought to our troops. The block sort of looks like a propeller for a bomber doesn't it?



To make this 10 inch block:

Cutting Instructions

Center square: Cut one $2\frac{1}{2}$ inch square

Rectangles (white): you need one $2\frac{1}{2}$ inch x 18 inch strip. Cut into four $2\frac{1}{2}$ x $4\frac{1}{2}$ inch rectangles.

Large triangles (green): you need one $4\frac{7}{8}$ inch x $9\frac{3}{4}$ inch strip. Cut in half making two $4\frac{7}{8}$ squares, Stack and cut diagonally to create four triangles.

Medium triangles (blue): you need one $5\frac{1}{4}$ inch square.

Medium triangles (white): you need one $5\frac{1}{4}$ inch square

Stack the two $5\frac{1}{4}$ inch squares and cut diagonally twice (X shape cut) to make four triangles of each color

Assembling

1. Place a white and blue triangle right sides together and together sew on the short side. Repeat with the remaining medium triangles. Be sure to sew them all on the same side so all four are alike Repeat with the remaining units

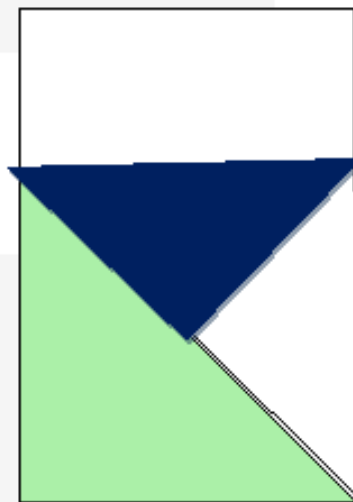
2. Sew the two color unit to a green triangle. Press to the green Trim back to 5 1/4 inches if needed. Repeat with the remaining units
3. Sew a 2-1/2" x 4-1/2" background rectangle to the blue side of a quarter square triangle unit as shown. Press seam allowance towards the rectangle unless it is so light that the seam shows through.
4. Use the partial seams technique to sew the four units to the central square. This is done by sewing the first unit to the square along the large triangle as sewn. , but only half way! This is very important. You'll come back and finish it later. Press the center square flat, towards the larger unit. Keep adding rectangles to the center. When done attaching all four units , sew the rest of the first rectangle down, and your block is finished.



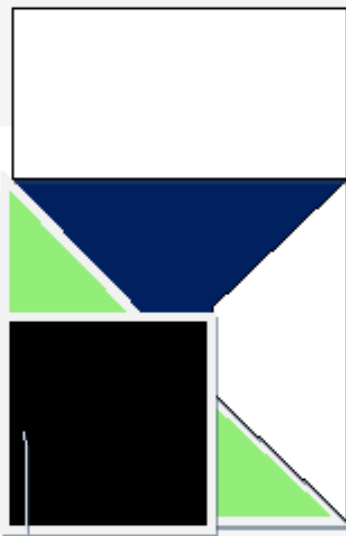
Step 1



Step 2



Step 3



Step 4.

Questions? Call Sue Greene (860-675-8326)

Member Ads: For an ad in this section contact Bobbi Morehouse: 860/658-6637 or r.morehouse@comcast.net

Upcoming Quilt Shows and Events

(Listings are based on information we have; ALWAYS call to double check dates and times.)

African American Quilts Today
 Oct 21–Dec 31, 2010
 New England Quilt Museum
 Lowell, MA www.nequiltmuseum.org/

SAQA @20: Art & Excellence
 Nov 5, 2010 to January 16, 2011
 Springfield Art Museums
 Springfield, MA
 November 5, 2010 - January 16, 2011
 info at: www.saqa.com

**QUILTS: Masterworks from the
 American Folk Art Museum, Oct 5, 2010
 thru Sep 2011 "The Year of the Quilt" —
 American Folk Art Museum,
 45 West 53 Street, New York 10019**
www.folkartmuseum.org or call
 212/265-1040

Out of the Loop
 Nov 11—Dec 12, 2010
 Gallery at Blue Back Square
 West Hartford Art League's First Broad-
 Scale Fiber Arts Show
 Prospectus available at the website:
www.westhartfordart.org

A Tisket, A Tasket Quilt Show

March 26-27, 2011
www.loveapplequilters.com
 The Blue Barn, 1009
 Tuckerton Road, Marlton, NJ

MQX EAST 2011—MACHINE QUILTERS EXPO

Apr 11th—16th, 2011
 Rhode Island Convention Center
 Providence, RI, info at: www.mqxshow.com


75th Diamond Jubilee Quilt Festival

June 3—June 5, 2011
 RIT Gordon Field House
 1 Lomb Memorial Dr
 Rochester NY

web: geneseequiltfest.com

**For a national and international
 calendar of quilt events go to
www.saqa.com, the Studio Art Quilt
 Association website**

**Farmington Valley Quilters Quilt Show
 October 14—16, 2011, see page 5 for information**



Farmington Valley Quilters, Inc.
P O Box 172
Weatogue, CT 06089

Meetings typically held at Eno Memorial Hall
On
Hopmeadow Street
In
Simsbury, CT

For more information go to
www.fvqi.org