

www.fvqi.org

Farmington Valley
Quilters Newsletter

December 2008

From the President

I hope you all had a wonderful Thanksgiving and found much to be thankful for. I had a delicious dinner that I did not have to cook! I brought some stitching along so I worked on that among the fun conversation.

Now on to the Christmas season which for me means sewing. I always try to have some handmade items I give as gifts. Since I don't have time to make quilts, it is my time of year to try some other sewing projects. I hope you have taken the time to sew either for yourself or others.

This month's program is a fun holiday party. Don't worry if you forgot if you signed up for an appetizer or dessert, just bring one or the other, 3 9" squares of fabric for our game, and a \$10 gift for the grab bag. It is a nice way to get to know other guild members and have some fun. The door prizes this month are special. They were given by some of the vendors at our show in October.

Monthly Meeting - Wednesday December 17th 6:45pm at Eno Memorial Hall—Holiday Party

In addition to sharing appetizers and desserts, at our meeting we will be doing a Yankee gift swap. Please bring a \$10 gift, either wrapped or in a paper bag, taped or stapled shut, it can be a quilting or non quilting gift. We will also be playing a dice game, please bring three 9" squares of fabric that you are willing to part with. See you there! .

Hope to see everyone at the meeting. Please have a Merry Christmas, Happy Hanukkah, Cheery Kwanzaa, and a Happy New Year!! You can never have too many good wishes.

Susan Elliott



Inside this issue:

Message from the President	1
This Month's Meeting	1
Next Month's Meeting	2
Coming Up	2
Sunshine	4
Quilt Show Wrap Up	7
Member Ads	5
Other quilt shows and events	5
Workshop Refund Policy	2
Guest Policy	2
Officer Directory	4
Friendship Block	8
Name Tag How to	9

Snippets:

- This meeting begins at 6:45pm
- Quilts for Show and Tell
- FVQI Board meetings are scheduled the first Wednesday of every month and are open to all members.
- 2010 Raffle Quilt Blocks
- Friendship blocks
- Neonatal quilts
- Library items
- 3-9" squares of fabric for game, gift for grab bag, appetizer or dessert

Next Month —January 21st



Cathy Racine will be our guest for our September meeting. She is the owner of The Charlton Sewing Center in Charlton, Massachusetts which is described as a full service "sewing sanctuary", complete with machines, fabric, notions, thread, classes, special events and the occasional organ concert! She has been involved with sewing and quilting for 30 years and will bring her expertise to us and discuss the multitude of threads available to us today and the best way to use them. Please join us.

Upcoming —February 18th

Service Projects

A working meeting where we contribute to the neo-natal and ABC quilt efforts as well as spend some quality time with our fellow quilters.

Upcoming —March events

Our monthly meeting, March 18th—see the next page for information about Sarah Ann Smith and her lecture.

The first of 2 spring workshops—March 19th—see the next page for more information about Sarah Ann Smith's workshop.

Basting Day—This is our celebration of the annual quilting day which occurs in March. As this goes to press, details of the location and other specifics are being determined.

Mystery Night—Another popular annual event. Details are not yet available.

Retreat—March 6th—8th—see page 6 for details

Workshop Refund Policy

Thirty (30) days prior to the workshop, no refunds will be made unless your slot can be filled by a person from the waitlist, first, or other FVQ member, second.

Guest Policy

There will be a \$5.00 Guest Fee for meetings with fee speakers and potluck dinners. Guests who join the guild that evening do not have to pay the guest fee.



In April we will
have Judith

March and April meetings and workshops—sign up now

We have an exciting spring coming up in 2009. In March we will have Sarah Ann Smith, a well-known quilter from Camden, Maine. She has taught internationally and nationally, most recently at the AQS show in Paducah. She has a contract for a book entitled Unraveling Threadwork, has had articles published in *Quilting Arts Magazine* and is a regular columnist for *Machine Quilting Unlimited*. On Wednesday, March 18th she will present a trunk show of her work. On Thursday, March 19th from 10am until 4pm she will be giving her workshop: **Postcards: An Introduction to some new techniques:**


You can use any technique from traditional to art quilts on a postcard. We will use fusible web to begin two, four or more postcards each in class. I will demonstrate several art techniques which you may wish to try including painting on fabric, stamping on fabric, using Shiva Paintstiks, using Angelina fibers, couching yarns and more. There is a small kit fee for this class to cover the cost of materials I provide, (that way you don't have to spend considerably more on materials you might or might not use again). If you register for the workshop by December 31, the cost is \$35, the cost is \$40 for the month of January and \$50 after January 31,



In April we will have Judith Larzelere from Westerly, Rhode Island. She was trained as a painter at Rutgers University in New Jersey. There she learned to develop a love of color. Since 1978 she has been making quilts full-time.

Her images are abstract and non-geometric and do not rely on a block/grid structure. She is interested in color interaction and creating a sense of movement and mood in her works. She tends to like vivid, active color but has used all palettes for commissions to suit the client's needs. The technique she uses is machine strip piecing. She re-cuts the pieced fabric and then machine quilts it in a process sometimes called "flip and sew quilting." We will have a lecture entitled *Color, Color, Color on April 15th*.

On Thursday, April 16th Judith will present her *Strip Piecing Workshop* (short version): Students will be given a design formula for choosing fabrics that will be strip pieced and then sewn into a small wall hanging in the quilt-as-you-go method. Special emphasis will be on color selection. Be prepared to trade some of your fabric with others in the class to have more colors to work with.

SUNSHINE

Everyone seems to be healthy. No cards were sent.

So many members have remarked about how nice it was to receive our cards. Let me know if you hear any member who is ill or suffered a loss. It is appreciated. You can contact Pat Hersl or any board member.

Have you seen?

Photos of Quilt Festival 2008 Prize-winning Quilts
Virtual tour of Quilt Festival 2008
Calendar of FVQI meetings and events

Where to look? <http://www.fvqi.org>

Do you need?

Show and Tell forms
Membership form
A list of items in FVQI's library

Where to find them? <http://www.fvqi.org>

**2008-2009
FVQI Board**

President
Susan Elliott

**First Vice
President**
Laurie Rio

**Second Vice
Presidents**
Judy Ross
Meg Lines

Treasurer
Sue Trimble

Secretary
Norma Hartley

Publicity
Gina Finch

Newsletter Editor
Betty Warner

Socials
Anne Baldis

Hospitality
Zana Tauro
Connie Rowles

2008 Quilt Show
Deb D'Angelo
Viv Lazich

2010 Quilt Show
Paulette Young
Sandy Kingsley

Member Ads: None this month. If you would like an ad in this section, contact Betty Warner. Members may place a three line ad 3 times per year at no charge.

Upcoming Quilt Shows and Events

"Who Was Anna Tuels? Quilt Stories 1750-1900" (8/30-1/25/09)

Wadsworth Atheneum
600 Main Street
Hartford, CT
860-278-2670

www.wadsworthatheneum.org

"Recycling and Resourcefulness: Quilts of the 1930s" (10/21-3/15/09)

**American Folk Art Museum
New York, NY**

<http://www.folkartmuseum.org>

Mid-Atlantic Quilt Festival XX

February 26 – March 1, 2009

Hampton Roads Convention Center
Greater Chesapeake Bay / Williamsburg Area
Hampton, VA

The Quilt Fest of New Jersey V

March 5 – 8, 2009

Garden State Exhibit Center
Somerset, NJ

Machine Quilters Exposition

April 13-18, 2009, The Center of NH/Radisson Hotel
700 Elm Street, Manchester, New Hampshire
Classes from April 13 - April 18
Quilt Show open to the public Thursday, April 16, 10-6;
Friday, April 17, 9-6 and Saturday, April 18, 9-5

"Art of the Table" (thru 12/21)

Artifact Design Group/ browngrotta arts
Wilton, Connecticut

<http://www.browngrotta.com>

"Gifts from the Heart: New Acquisitions from the Binney & Weinberg Collections" (11/5-1/10/09)

New England Quilt Museum
18 Shattuck Street
Lowell, Massachusetts 01852

URBAN INSPIRATIONS 2009 QUILT SHOW
AT FASHION INSTITUTE OF TECHNOLOGY
SEVENTH AVENUE AT 28TH STREET, NEW YORK CITY
SATURDAY & SUNDAY, MARCH 21 & 22, 2009
(more info to come next month)

Windham Textile & History Museum – "Sewing Revolution: The Machine that Changed the World," Sept. 26 – Dec. 28, 2008. Hours: Fri-Sun, 10-4 p.m. \$5 adults, \$3.50 students and seniors. Guided tour of the museum includes Victorian period rooms and factory settings. 411 Main St., Willimantic (860-456-2178; www.millmuseum.org).

Over fifty antique sewing machines from the museum's collection are shown together for the first time, along with trade cards, signs, and other sewing machine memorabilia. The exhibit examines the impact of the invention on factory workers and middle class home sewers, with vignette settings of a sweat shop and a Victorian home sewing room. The broader economic and industrial consequences of this "queen of inventions" are also explored.



3rd FVQI Retreat—Bayside Resort
Arrive Friday March 6, 2009—Leave Sunday March 8, 2009

The guild has had 2 wonderful retreats at the Bayside Resort in West Yarmouth, MA. Many are planning to attend again this coming year for another great time.

DATES: The weekend is March 6, 7, & 8th at the Bayside Resort in West Yarmouth, MA. We have the function room from noon on Friday through 3 PM on Sunday.

EATING & FOOD: Most folks brought food to eat or snack on and something to share with the group (this is optional.) Some brought soups, etc. for lunch, and almost everyone went out for dinner (great restaurants, food, and conversation.) The rate includes a great continental breakfast (waffles, too!); no one went out for breakfast last year.

Each room has a refrigerator and there are microwaves for use in the break room.

QUILTING: Quilting went on from 7 AM or so until about 10 or 11 PM. We left our machines set up and all supplies in the function room from Friday on as we could lock the door. Everyone commented that the function room was extremely well lit. They will provide tables, irons, ironing boards, and plenty of outlets.

SHOPPING: There were 3 quilt shops within close proximity, and everyone went quilt shopping and some shopped at other stores, too.

FUN: We had a great time and got to admire each others projects. Some brought one project and worked on it the whole time, others worked on several different ones. The whole time is unstructured. There are no door prizes, group projects, or teaching sessions. Everyone is willing to help if you get in a bind. We all liked just being with quilters, getting stuff done, shopping at new shops, and socializing. Non-guild members are welcome.

ROOM S RATES: The room rate per person is \$79.95 + tax for 2 nights double occupancy. One person from each double should call and make the reservation for the two nights. When you check in they will charge each of you the \$79.95 so the total is \$79.95 a day. If you want a single room, the rate is \$79.95 per day or \$159.90 for the 2 nights.

If you would like to come and don't have someone to share the room with, please contact me and I will try to match people up.

RESERVATIONS: The motel is holding a block of 10 rooms for us at the above rates until Feb. 6. You must call 1-800-243-1114 to guarantee your room and mention to the reservationist you are reserving a room at the special rate blocked for "Farmington Valley Quilters".

Cancellations: Must be made 72 hrs. prior to your scheduled arrival or a one night cancellation fee will be charged. Non-arrivals will be charged a one night cancellation fee, and the reservation will be cancelled.

Please let me know after you (and your roommate) have made a reservation. If there is more interest I can try to arrange for more rooms.

(go to the next page for more info)

More on the retreat

TRAVEL:

Bayside Resort Hotel, 225 Route 28, West Yarmouth, MA 02673

1.800.243.1114, or 508.775.5669

Website www.baysideresort.com

It is about a 3 hour ride. Some of us went early and others came after work, or even Saturday morning. It would be best if you could arrange car pools.

CONTACT: Call or email me if you have any questions: Karen Hines, 651.3640, chines9@cox.net.

Quilt Show Wrap Up

You can check it off your list for 2008, start getting ready for 2010

2010 Raffle Quilt— from Pat Hersl

So much hard work happening and I do appreciate the busy hands. I hope to have more blocks ready for you at the January meeting.


But since I'm missing for December, may I wish you all the best of this holiday season. My wish for us all, as always, is for a child's peaceful heart.

RIBBON STAR FRIENDSHIP BLOCK

MATERIALS

One light and one dark fabric scraps or fat quarter of each color. Use "holiday colors" (reds, greens, golds etc.)

Get Creative if you like: Try using 2 lights, one for the outside blocks, one for the star block center of the star. Or reverse the position of the Adjust the instructions accordingly.



CUTTING

Light Fabric:


Cut (4) squares, 4-7/8" x 4-7/8"

Cut (1) square 4-1/2" x 4-1/2"

(This (1) 4-1/2" square will be the center)

Dark Fabric:

Cut (4) squares, 4-7/8" x 4-7/8"



DIRECTIONS:

Place (4) light squares (4-7/8")

on top of (4) dark squares (4-7/8"),

Right sides together. **Draw** a diagonal line across light squares from one corner to the other corner. **Stitch** 1/4" line along each side of diagonal line on each set of squares.

Cut along drawn line to separate into 1/2 square triangles. **Press** seams to dark side. You should have (8) 1/2 square triangle blocks.

Carefully lay out blocks row by row as shown on diagram above. **Stitch** across each row, then stitch rows together. **Press** top and bottom seams to center.

Block should measure 12-1/2" square.

Have fun! Make several blocks. Label with name and address. Bring to November or December meetings. Drawing will take place at the December meeting.

Note: The two diagrams at lower right of this sheet are possible combinations of blocks in a finished quilt.

Questions: Please call Pat Leslie, 677-4611 or Meredith Hurst, 658-4802

Questions: Call Pat Leslie at 677-4611 or Meredith Hurst at 658-4802.



Due at December Meeting

FVQ MEMBER BADGE PATTERN

UNFINISHED SIZES

5/4" X 3.5"

1.5" x 3.5"

1 7/8" x 3.5"

3 5/8" x 1.5"

Top Border Center

Middle Center

Bottom Center

Side Borders

FINISHED

3/4" x 3"

1" x 3"

1 3/8" x 3"

3 1/8" x 1"

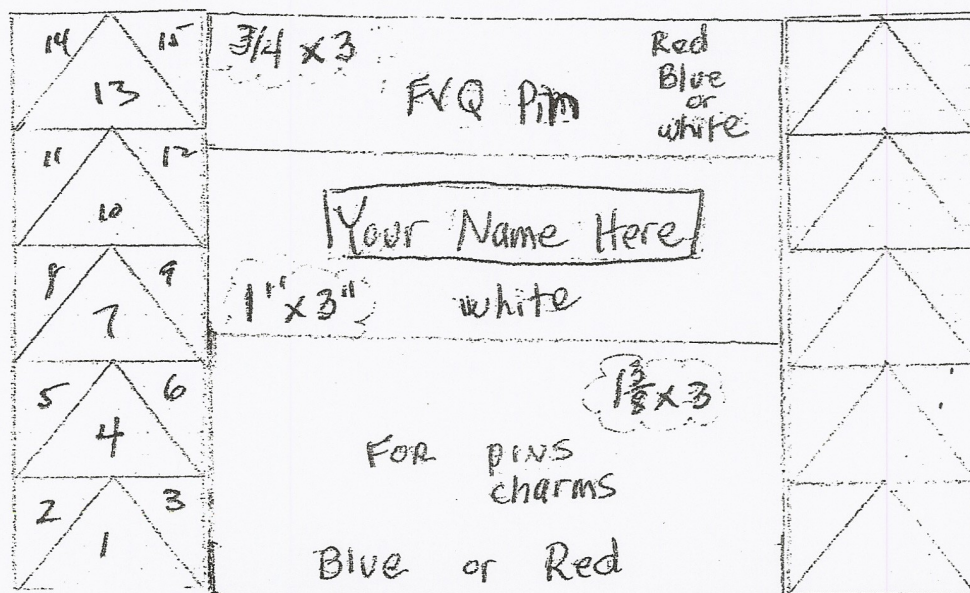
-Use scant 1/4" seam allowance


-Paper piece flying geese borders (or fuse triangles)

-Pattern by Pat Hersl

-Add 3" wide grossgrain ribbon from center for additional charm/pin space (optional)

-Add batting and batting and attach safety pin to back





Farmington Valley Quilters, Inc.
P O Box 172
Weatogue, CT 06089

Meetings typically held at Eno Memorial Hall
On
Hopmeadow Street
In
Simsbury, CT

For more information go to
www.fvqi.org