

www.fvqi.org

Farmington Valley
Quilters Newsletter

May/June 2010

From the President

Here it is May already and we are approaching the start of a new year for the Guild. I would be remiss if I didn't remind everyone to renew their membership by the June meeting. Please renew early! Taking us into the new guild year is a great slate of officers. I know they will do a great job. We also have some turn over in the returning Board positions. Paulette Young cannot make the long three year commitment to chair the show and has turned over the job to Karen Hines and Meg Lines. I want to thank Paulette for all her hard work and I hope her busy schedule calms down a bit for her. I also want to thank Karen and Meg for taking on the job.

Speaking of the Quilt show, we have some possible locations. Members of the show committee will be walking through the best of the choices and making a final decision in the next few weeks. We will let everyone know as soon as it is decided.

Our Newsletter Editor Bobbi Morehouse will be on vacation and will not be able to publish a June newsletter, so I will say my Thanks now. I had a great board to work with this year and couldn't have asked for a better group – Thank you! I want to thank Sue Elliot who represented the Guild to the Town of Simsbury when they decided to change the rental policy for Eno Hall. When it looked like we didn't qualify to hold our meetings at Eno, Sue spoke at a town meeting and we are back on the renters list. Thanks Sue. I also want to thank all the Committee chairs and members. We have so many people that are willing to help out with all the jobs that are important to the guild from hauling the library to meetings to organizing the quilt show. I want to thank all of the guild members that take on these jobs and their friends and family members that 'volunteer' with them. Thanks!

Laurie

Inside this issue:

Message from the President	1
This Month's Meeting	1
Next Month's Meeting	2
Nominating Committee Report	2
2010 Quilt Challenge	3
2010 Registration Form	4
Sunshine	3
Quilt Show	5
Member Ads	7
Friendship Blocks	6
Other quilt shows	7
Guest Policy	2
Officer Directory	3



MONTHLY MEETING, WEDNESDAY, MAY 19th, 6:45PM AT ENO MEMORIAL HALL-Carol Anne Grotrian Lecture "Shibori Dyeing" Workshop-May20th- Picture Perfect Piecing at the Apple Barn, Simsbury

Carol Anne Grotrian combines West and East, American quilting and Japanese shibori dyeing to create landscapes. Indigo quilts focus less on a sense of place and more on shibori itself, concentrating on the essence of nature. She will lecture on Shibori Dyeing in her lecture on Wednesday, May 19, 2010. She will then lead us in a workshop on May 20: Picture Perfect Piecing. That workshop will be held from 9:00 am until 4:00 pm at the Apple Barn in Simsbury. Her work can be viewed at her web site at carolannegrotrian.com. The charge for the workshop is \$35. There may be an additional charge for material by Ms. Grotrian. Signups will begin at the January membership meeting. The supply list will be distributed .h.

Snippets:

- This meeting begins at 6:45pm
- Show and tell
- FVQI Board meetings are scheduled the first Wednesday of every month and are open to all members.
- Neonatal quilts
- Library items
- Raffle Baskets page 5
- Friendship Blocks— June Drawing

FROM THE NOMINATING COMMITTEE: The slate of officers for the Farmington Valley Quilters for 2010-2011 is as follows:

President	Carrie Bacewicz
1 st Vice President	Debbie D' Angelo
2 nd Vice President	Lisa Salvatore – 2 nd year of 2-year term Phyllis Small
Secretary	Dorothy Witter
Treasurer	Linda Huppelsberg
Publicity	Raimi Slater
Newsletter	Bobbi Morehouse
Socials	Ann Baldis
Hospitality	Meg Lines Peg Giles

Voting for the new slate of officer candidates will take place at the May meeting.

ANNUAL JUNE SOCIAL, WEDNESDAY JUNE 16TH, 6:45 AT THE FIREMAN'S CLUBHOUSE. The Fireman's Clubhouse is on Town Forest Road, off of Stratton Forrest Road, Simsbury. Anne Baldis and Sue Trimble will have a food sign up sheet passed around at the May meeting. They will have the fabric match game for us again this year so we get to know other members of the guild we might not already know. Don't forget the 2010 Quilt Challenge! Hope you all will come.

2010 QUILT CHALLENGE

This year's Quilt Challenge is all in the concept. It's your interpretation of "My Country". It can be a literal or symbolic expression.

Give it a little thought, but don't over think it. Go with your first idea.

My country the US of A, my country house, country song, country of origin, country living.... you got it.

There's no wrong way to do it. Just have fun with it.

Your entry can be pieced or appliquéd (any method) , three layers, quilted and Done.

Bring your masterpiece to the June meeting where it will be displayed, enjoyed by all, and judged by your peers. Yes, there will be ribbons! Plus, you can enter it in the Quilt Show.

Quilt Challenge duo,
Bonnie Llopis & Judy Prohaska



Guest Policy for FVQI Meetings: There will be a \$5.00 **Guest Fee for meetings** with fee speakers and potluck dinners. Guests who join the guild that evening do not have to pay the guest fee.

A NOTE FROM OUR BEEKEEPER, JANE HADLEY

It doesn't cost a thing but the gas to get there! Our Guild Bees are open to everyone in the guild membership! It is a great way to get to know other members a little better! We have 3 Bees presently active and operating. They are: The Wed. night Bee, meets at 7:00 once per month on the second Wednesday evening. This bee has several special projects going, besides the individual members own. Questions? Call Susan Elliott, QUEEN BEE; The Thursday night Bee meets the 4th Thursday of the month at various members homes. Questions? Call Lynn Emery, QUEEN BEE; The third Bee meets twice per month on Wednesday mornings. Questions? Call Ellen McCabe, QUEEN BEE.. HOPE YOU ALL CAN GET TO ONE OR MORE OF THESE BEES ON A REGULAR BASIS.!

MEMBERSHIP NEWS: RENEWALS ARE UNDER WAY, the 2010 Registration Form is on page 4. They are to be completed in June. After June a guest fee will be applied.

Sue Elliot is resurrecting a fun activity from the past. An email will come your way in the middle of June all about it. Read about it below:

Secret Quilt Buddy

We are starting a Secret Quilt Buddy for those who might be interested. This is a fun activity which works like a Secret Pal or Secret Santa you may have participated in before. Each person who would like to be involved submits their name and some basic info to Susan Elliott via email (shsellott@sbcglobal.net) or hand it to her at the May or June meeting. She will then assign each person their Secret Quilt Buddy at the July meeting. **DO NOT TELL, KEEP IT A SECRET.**

As a Secret Quilt Buddy you give your buddy a small card, note, or token as often as you like (usually monthly) without revealing who you are. At the end of the year we will have a time to disclose all the buddy match ups.

The monthly "I'm thinking of you" token can be mailed to the Secret Quilt Buddy, dropped off at their house, or brought to a guild meeting in a bag with their name on it. We will have a sign and designated area for these. Each person participating should check the table to see if their name is on a bag.

Some suggestions on small tokens are: candle, fat quarter, pattern, poem, thread, pins, homemade goodies, candy, plant from your garden, etc. The gifts could be something you make, buy, or get from your own stash. The gifts should not be more than a dollar or so.

Secret Quilt Buddy

Name _____

Address _____

Favorite Color _____

Favorite Fabric style _____

Things I like besides fabric _____

Birth day and month _____

2009—2010 FVQI Board

President

Laurie Rio

First Vice President

Carrie Bacewicz

Second Vice Presidents

Meg Lines

Lisa Salvatore

Treasurer

Mary Gridley

Secretary

Debbie D'Angelo

Publicity

Gina Finch

Newsletter Editor

Bobbi Morehouse

Socials

Anne Baldis

Sue Trimble

Hospitality


Zana Tauro

Connie Rowles

2010 Quilt Show

Karen Hines

Meg Lines



SUNSHINE

Sally is always looking to know if anyone needs a cheer card or a sympathy card. So many members have remarked about how nice it is to receive a personal note. Let us know if you hear of any member who is ill or suffered a loss. The thoughtfulness is appreciated. You can contact Sally Sargent Markey (653-3224) or any board member.

**FARMINGTON VALLEY QUILTERS
MEMBER REGISTRATION
2010 - 2011**

NEW MEMBER _____ RENEWING MEMBER _____

Name _____ Date _____

E-MAIL _____ Home Phone _____

Business Phone _____ Cell Phone _____

Address _____

Where did you hear about Farmington Valley Quilters? _____

If you are a NEW member, you will be receiving a new member packet that will explain some of our regular activities. If you have questions, please just ask any member and they will be happy to help.

We want to provide programming that interests our members and creates opportunities for you to become more involved in our Guild. Please help us by sharing what your interests are.

What type of programs are you most interested in? _____

What skills are you interested in learning? Workshops? _____

Would you like to belong to a Bee (small informal sewing group)? _____

Do you have skills you can share with the Guild? (Quilting, computing, publicity, etc.)

Speakers you would recommend to the Program Chairs? _____

What programs or committees would you like to help with? (Board, Community Service, Quilt Show, Membership, Publicity, Newsletter, etc.)

Comments: _____

Thank you for completing this registration form - Welcome to our Guild!

**DUES are \$25 per year to be paid by JUNE 30. PLEASE MAKE CHECKS PAYABLE TO:
FARMINGTON VALLEY QUILTERS, INC.**

QUILT SHOW NEWS

The Quilt Show Board is looking for a few good people to chair some sub-committees and be part of our show board. The positions are: 1) Invitationals/Exhibits, etc. We have a lead to get you started. 2) Set up /Take down. Involves contacting and securing 'the pole people' and coordinating with the Display/Show Layout sub-committee. Please feel free to talk to Meg Lines, Karen Hines, or any chair of the show board.

Thanks, Karen

Themed Basket Raffle for the 2010 Quilt Show - Michelle Belanger mabelanger@sbcglobal.net

We now have 12 groups building a basket - thank you to all who are participating! We have great ideas and themes. For those interested in helping with the baskets, I'm including a quick checklist of items coordinators have suggested to bring along shopping. Please contact the coordinators if you have any questions. We will also be collecting at the monthly Guild meetings. Thank you!

Basket Checklist

“Quilted Stocking”....Linda Walter

Looking to include: fat quarters, threads, pair of small embroidery/appliqué/decorative scissors, marking pencils/tools, small/narrow acrylic rulers, pocket calendar/planner, pins, tape measure, a few patterns

“Welcome Baby”..... Donna Dellacamera

Looking to include: Bibs, rattles, teething toys, onsies or other new baby needs; baby or juvenile themed fabrics, pattern or book for easy baby quilts.

“Game Night”.... Michelle Belanger

Looking to add: variety of games such as Uno, dominos, Scrabble, etc.; a few snacks like microwave popcorn, pretzels, chips.

“All Year Long”.... Anne Baldis

Looking to include: Any fabric or items that could be tied to a holiday or specific month or season.

“Butterfly Basket”... Debby Jacoby

Looking to include: any fabric with butterflies, patterns with a butterfly theme, stationary/magnetic pads or other items with butterflies

“Cats”... Susan Michaels

Looking to include: any fabric with cats; any items associated with cats or with cats on them

Other baskets for the 2010 Show:

Bag Ladies - Debbie D'Angelo

Quilted Stocking – Linda Walter

Quilters Basket - Meg Lines

Game Night - Michelle Belanger

Beach Basket – Rachel Foster

Coffee - Diane Popko

Chocolate - Paulette Young

Welcome Baby - Donna Dellacamera

All Year Long – Anne Baldis

TBD – Janet Glynn



JACOBS LADDER

FRIENDSHIP BLOCK APRIL, MAY AND JUNE—DRAWING JUNE

MATERIALS—(1) Med/Dark Red, (2) Light Neutrals, (1) Med/Dark Blue

CUTTING

Light Fabric (1): (1/2 square triangles)

- Cut 2 squares 3-7/8" x 3-7/8"

Light Fabric (2): (for 4-patch blocks)

- Cut (1) strip 2" x 20"

Medium/Dark Red : (1/2 square triangles)

- Cut 2 squares 3-7/8" x 3-7/8"

Medium/Dark Blue: (4 patch blocks)

- Cut (1) strip 2" x 20"

DIRECTIONS:

1/2 square triangles


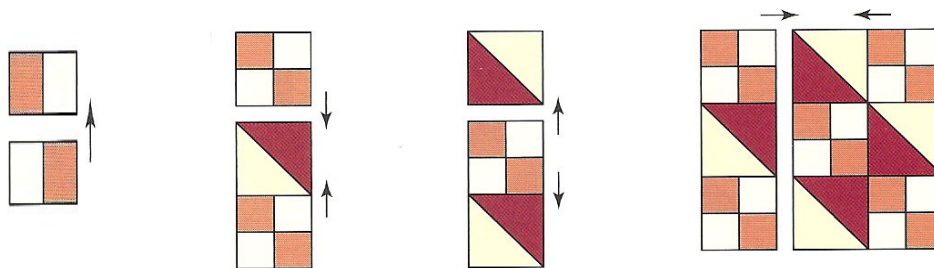
- Place (2) light squares (3-7/8" x 3-7/8") on top of (2) red squares (3-7/8" x 3-7/8"), right sides together.
- Draw diagonal line from one corner to the opposite corner of light square.
- Stitch 1/4" from diagonal line along both sides of drawn line.
- Cut along drawn diagonal line.
- Press to dark side. You will have (4) 1/2 square triangles.

4-patch blocks

- Place light strip and blue strip together, right sides facing.
- Stitch strips together lengthwise along one side.
- Press to dark side.
- Subcut vertically into (10) 2" segments.
- Place 2 segments together reversing colors.
- Stitch together. Press. Repeat for other 2" segments. You will have (5) 4-patch blocks.

Completing Block:

- Referring carefully to diagram, stitch each row together. Then stitch rows together into one completed block. Unfinished block should measure 9-1/2"



Have fun! Make as many blocks as you like. Blocks will be raffled at the June meeting.

Questions? Call Pat Leslie (677-4611) or Meredith Hurst (658-4802).

Member Ads: For an ad in this section contact Bobbi Morehouse: 860/658-6637 or r.morehouse@comcast.net

Jane Hadley Antiques has just acquired the following from an Estate Sale: A Rowenta commercial steam presser; a full size quilting frame (wooden); a flexible arm light/magnifier; and a very large cutting mat. Interested in buying? Call 860-408-1559.

Upcoming Quilt Shows and Events

(Listings are based on information we have; ALWAYS call to double check dates and times.)

Women's Writes: Signature Quilts and Their Stories

May 13, 2010 to July 11, 2010
Lowell, Massachusetts, Visit
www.nequiltmuseum.org or call 978-452-4207

National Small Art Quilt Works

Exhibition 2010
July 23, 2010 to September 05, 2010
The Main Street Gallery
105 Main Street
Groton, NY
Phone: 607-898-9010
Website: www.mainstreetgal.com

Vermont Quilt Festival

June 25, 2010 to June 27, 2010
Champlain Valley Expo
105 Pearl St. Rt. 15
Essex Junction VT,
contact: Mary K
Ryan _mkryandesign@mac.com

Quilts All Around the Town:

Clamshell Quilt Guild
July 17, 2010 to July 18, 2010
New London, Connecticut
Website: www.clamshellquiltguild.org

Threads of Friendship Quilt Show

July 24 & 25, 2010
www.cornerstonequilters.org
Tantasqua Regional High School
Rte 148/Brookfield Rd, Sturbridge, MA

WORLD QUILT SHOW—NEW ENGLAND

AUGUST 19-22, 2010
Radisson Center of New Hampshire
www.worldquilt.com

Harvest of Quilts

Sept. 25 & 26, 2010
www.countryquilters.org
Pine Bush High School,
Route 302, Pine Bush, NY

Quilts in the Mill


Oct. 1-3, 2010
www.courthousequilters.com
Prallsville Mills, Route 29
Stockton, NJ

14th Annual Quilt and Needle Arts Show

Oct 10 & 11, 2010
First Church of Christ, Congregational
East Haddam CT
for more information, see the website:
ehquiltshow@att.net

A Tisket, A Tasket Quilt Show

March 26-27, 2011
www.loveapplequilters.com
The Blue Barn, 1009
Tuckerton Road, Marlton, NJ



Farmington Valley Quilters, Inc.
P O Box 172
Weatogue, CT 06089

Meetings typically held at Eno Memorial Hall
On
Hopmeadow Street
In
Simsbury, CT

For more information go to
www.fvqi.org