

www.fvqi.org

Farmington Valley
Quilters Newsletter

July 2009

From the President

It is time to begin a new year for the guild. I am excited at the prospect of things to come. This is the guild's 18th year and we are still growing. We closed out the 2008-2009 year with the June social and our thanks to the Board members who finished their term. I'm sure everyone will agree that the food at the social was fantastic. The Challenge was a huge success with many entries, all creative and done with breath taking workmanship. It was very difficult deciding for which one to cast my Viewer's Choice ballot. Check out the photos on our web site, it will make you proud of the talented quilters in our guild.

Since it is the beginning of the Guild's New Year, I thought I'd take this time to share my New Year's resolutions, some borrowed from Sue Elliott. I will make at least two Neo-Natal quilts this year and construct a few ABC blocks. I resolve to eat fewer snacks on Bee nights. Chitchatting with people who love doing what you love to do is a great way to spend an evening. Think

about joining a Bee or attend at least one meeting so you'll know what it is all about. I also resolve to help out at the quilt show – I know this one is an easy resolution because it is so much fun. For those of you who don't know where or how to get involved, Sandi or Paulette can find the right sized job for you. After seeing all the beautiful Challenge projects, I felt left out and resolve to participate in next year's challenge. These are all things I loved doing so I don't think this is all that much of a challenge for me, well maybe eating fewer snacks will be a problem, but the rest – no sweat!

I hope you all enjoy your summer and that we'll see you at the July and August meetings. The July meeting is going to give me that start on my Neo-Natal and ABC resolutions. We are working on the neonatal quilts and making up kits for Neo-Natal and ABC.

Laurie Rio



MONTHLY MEETING - Wednesday
July 15th at 6:45pm—Note the location
- Simsbury Volunteer Fire Department
Club House on Town Forest Road
(off Stratton Brook Road, Simsbury)

The February '09 meeting was our Annual Service Meeting. About 20 brave quilters ventured out on a snowing evening and had a very productive session. In Show and Tells that followed we've seen some beautiful neonatal quilts. The ABC Quilters are also making excellent progress.....

Inside this issue:

Message from the President	1
This Month's Meeting	1,2
Next Month's Meeting	2
Coming Up	2,3
Sunshine	5
Quilt Show	4
Member Ads	5
Other quilt shows and events	8
Workshop Refund Policy	3
Guest Policy	3
Officer Directory	4
Friendship Blocks	7

Snippets:

- This meeting begins at 6:45pm
- Show and tell
- Tools for ABC & Neonatal projects
- FVQI Board meetings are scheduled the first Wednesday of every month and are open to all members.
- Friendship Blocks
- Neonatal quilts
- Library items
- Membership form (page 6) and check

(CONTINUED FROM PAGE ONE)

Our yearly goal is to make 100 neonatal quilts and 3 ABC quilts, so we still have a lot of work to do. We are going to use the July meeting catch up. **We are asking members to bring needles and thread, cutting mats, rotary cutters and/or rulers.**

Neo-Natal Quilts: We'll add labels, cut out fabric and prepare kits for members take home and sew. If you've almost finished one, and just need to sew on that binding bring it along. You will find some help at the meeting. We already have lots of fabric, but if you have some that would look great on a baby quilt, bring it along, too.

ABC Quilts: We'll wrap up work on existing quilts and begin work on setting up the quilt packets for next year. We need red, blue, green or gold fabric appropriate for quilts for young men.

The meeting will not be all work and no play. We are also planning some quilting games, so bring in a fat quarter to play with/share.

Upcoming—August 19th Meeting

Ginny Wutka, lecture on August 19 at Eno Hall

Ginny Wutka, a former member of FVQI, is a quilter from Granby, Ct. On August 19 she will speak on "The Amish and Mennonites and their Quilts-Both Yesterday and Today."

Ginny collects old quilts and textiles, mostly from the Amish and Mennonite people in Pennsylvania, Ohio, and Missouri. She travels to Pennsylvania every 6 or 8 weeks to find more pieces. Often she will find old, unfinished quilts and have them completed by her quilters in Missouri.

Eighteen years ago she and her friend Lucille had their first "Quilt Happening" - an event designed to showcase the quilt collection, teach others about quilting, and, frankly, sell a few items so they could buy some more! The quilt happenings feature Ginny's quilt collection, several of Lucille's pieces, their friend Evelyn's quilted gift items, and daughter Mary's quilted pillows. They also sell reproduction fabrics - by the yard, or in 'fat quarters', Moda fabrics, quilt patterns and quilts. Quilts are available in all sizes - from crib quilts and wall-hangings to full size quilts. Some are finished works, others are works in progress - tops, pieces and squares that haven't been completed.

Ginny's quilts and information on Quilt Happenings can be found on their web site: lostacres.com. Their web site includes directions to Lost Acres in North Granby

SEPTEMBER 16th Meeting at Eno and Workshop of September 17th

Karen Combs: Lecture on September 16 at Eno Hall, Workshop on September 17 at the Apple Barn.

Karen Combs will present a lecture, Quilts of Illusions, on Wednesday night, September 16, at 6:45 pm, and a workshop, Patchwork Illusions, on September 17 at 10 am.

Ms. Combs' is known for taking a traditional quilt pattern and giving it her own unique "twist." She is intrigued with quilts of illusions and has been designing quilts with a 3-D look for several years. She is the author of several books on quilting: *Optical Illusions for Quilters (AQS)*, *Combing Through Your Scraps (AQS)*, *Floral Illusions (AQS)*, and *3 Quilters Celebrate the 4 Seasons (AQS)*. She co-authored *3-D Fun with Pandora's Box* with Sharlene Jorgenson of Quilting from the Heartland. Her newest book is *Celtic Pieced Illusions (AQS)*.

OCTOBER 21st Meeting at Eno and Workshop on October 22nd Topic and location to be announced

Mr. Holice Turnbow: Lecture October 21 at Eno Hall; Workshop on October 22, Topic and location TBD

Mr. Turnbow is a well-known quilting judge from Massachusetts. He is known for his whole cloth quilts and designing original quilts. He will be lecturing on "Creativity – Developing Your Own Design Style" at the October 21 FVQ meeting. He will present a workshop on October. The topic for that workshop is not yet finalized.

Holice Turnbow lectures and conducts workshops in many quilting techniques with emphasis on those subjects related to the development and use of quilting designs. This is an outgrowth of his work with The Stencil Company, for which he designs quilting stencils, and with two companies for which he have designed whole cloth quilts. He has written for various quilting magazines and appeared on public television with Kay Wood's "Strip Quilting with Kaye" and "Quilting for the 90's." He also appeared on 13 segments of "Heirlooms by Design" which was shown in the Alabama area through the CBS cable networks. He has also filmed six shows on QNN representing The Stencil Co .

Workshop Refund Policy

Thirty (30) days prior to the workshop, no refunds will be made unless your slot can be filled by a person from the waitlist, first, or other FVQ member, second.



Guest Policy

There will be a \$5.00 Guest Fee for meetings with fee speakers and potluck dinners. Guests who join the guild that evening do not have to pay the guest fee.

Quilt Show 2010

News from Paulette and Sandi.....

Please join us in thanking Diane Calkin and Betty Warner for volunteering to coordinate the 2012 Raffle Quilt. Thank you ladies, we look forward to seeing the unique creation that will represent the Farmington Valley Quilting Guild.

Additional thanks for everyone who has agreed to join the 2010 Quilt Show committee as we embark on our adventure to produce an exciting show for all to enjoy. There are still several openings and we need additional members to step up and volunteer time, the more folks we have the lighter each one's load. Remember, this show is a guild event and without you there is no show.

Mark the dates 2010 Quilt Show

Friday October 1—Setup

Saturday and Sunday, October 2 –3—Show

Don't miss out—it's not spam

Sandi and Paulette will be sending you emails. You may not be familiar with their names and email addresses. So be sure to add them to your contact/email list, Sandi is sbqking@aol.com and Paulette is paulettey@yahoo.com. The subject of their emails will be "2010 Quilt Show".

2008-2009 FVQI Board

President

Laurie Rio

First Vice

President

Carrie Bacewicz

Second Vice

Presidents

Meg Lines

Lisa Salvatore

Treasurer

Mary Gridley

Secretary

Debbie D'Angelo

Publicity

Gina Finch

Newsletter Editor

Bobbi Morehouse

Socials

Anne Baldis

Hospitality


Zana Tauro

Connie Rowles

2010 Quilt Show

Paulette Young

Sandy Kingsley



SUNSHINE

Sally is always looking to know if anyone needs a cheer card or a sympathy card . So many members have remarked about how nice it is to receive a personal note. Let us know if you hear of any member who is ill or suffered a loss. The thoughtfulness is appreciated. You can contact Sally Sargent Markey (653-3224) or any board member.

Annual Membership Renewal

It's that time of year to renew your Farmington Valley Quilter's membership. Invite a friend to join. Membership is open to anyone who is interested in quilting. No previous experience is required just a love of quilts and sewing. The annual membership entitles members to monthly meetings, access to a monthly newsletter, and the opportunity to participate in Guild sponsored workshops and functions.

The annual dues are \$25 dollars and are due by July 1st. Dues and membership renewal form can be brought to the May or June meetings or mailed to FVQI, PO Box 172, Weatogue, CT 06089. If a current member attends a meeting after July 1st and has not renewed their membership they will be asked to either renew at that time or pay the \$5 guest fee. When filling out the renewal form, fill in your name and any changes to current information. The form can be found on the next page or on line at <http://www.fvqi.org/ResourcePages/Resources.html>

FARMINGTON VALLEY QUILTERS
MEMBER REGISTRATION
2009-2010

Name _____ Date _____

E-MAIL _____ Home Phone _____

Business Phone _____ Cell Phone _____ New _____ Renewal _____

Address _____

Where did you hear or hear about Farmington Valley Quilters? _____

If you are a NEW member, you will be receiving a new member packet that will explain some of our regular activities. If you have questions, just ask any member and they will be happy to help.

We want to provide programming that interests our members and creates opportunities for you to become more involved in our Guild. Please help us by sharing what your interests are.

What type of programs are you most interested in? _____

What skills are you interested in learning? Workshops? _____

Would you like to belong to a Bee (small informal sewing group)? _____

Do you have skills you can share with the guild? (Quilting, computing, publicity, etc.)

Speakers you would recommend to the Program Chairs? _____

What programs or committees would you like to help with? (Board, Community Service, Quilt Show, Membership, Publicity, Newsletter, etc.)

Comments: _____

Thank you for completing this registration form – Welcome to our Guild!

DUES are \$25 per year to be paid each JUNE. PLEASE MAKE CHECKS PAYABLE TO:

FARMINGTON VALLEY QUILTERS, INC

PO 172, Weatogue, CT 06089

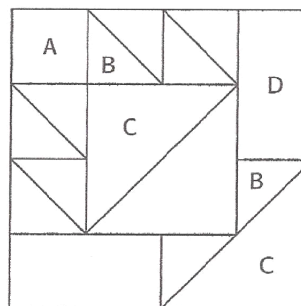

Some Quilt Shops and Vendors give a discount to Guild Members. Be sure to ask!

Date Dues Paid _____ Ck # _____ Cash _____ Treas. _____ Card _____ Database _____ E-mail _____
Folder _____ Member Packet _____

CAKE STAND FRIENDSHIP BLOCK

Page 7

JULY, AUGUST AND SEPTEMBER – DRAWING AT SEPTEMBER MEETING



MATERIALS: (1) dark, (1) light fabric. Any colors that you like. **GO WILD!**

CUTTING:

Color A: (light fabric)

Cut (1) square 2-1/2" x 2-1/2" (A).

Cut (2) squares 2-7/8" x 2-7/8"

Cut (1) square 4-7/8" x 4-7/8". Cut once on diagonal to make (2) large triangles. (C)

Cut (2) rectangles 2-1/2 "x 4-1/2" (D)

Color B: (dark fabric)

Cut (3) squares 2-7/8" x 2-7/8" (B) Cut (1) of these squares on the diagonal to make (2) (B) triangles.

Cut (1) square 4-7/8". Cut in half diagonally to make (2) large triangles. (You will use only one)

DIRECTIONS: Lay out all pieces carefully paying close attention to the diagram.

I – Place (2) light squares (2-7/8" x 2-7/8") on top of (2) dark squares (2-7/8" x 2-7/8"). **Draw** one diagonal line across each combined square. **Stitch** 1/4" along both sides of drawn diagonal lines. **Cut apart** on drawn diagonal. **Press** to dark side. You will have (4) 1/2 square triangles. **Stitch** these 1/2 square triangles together to make (2) pairs as on diagram.

II – Stitch (2) large triangles together (light on dark) along diagonal line. **Press** to dark side.

III – Stitch (1) pair of small 1/2 square triangles to side of large 1/2 square triangle as in picture.

IV – Stitch 2-1/2" light square (A) to one side of the other pair of small 1/2" square triangles.

Stitch this strip along the top of large combined square just sewn.

V – Stitch remaining (2) dark (B) triangles to end of each rectangle (D). **Sew** these pieces to each side of large square as shown.

VI – Connect remaining large light triangle (C) to the corner as shown to complete the block.

Finished block should measure 8-1/2" x 8-1/2".

Have fun! Make as many blocks has you like. Please call Pat Leslie (677-4611) or Meredith Hurst (658-4802 with questions. Be sure to fill out a slip of paper with your name and phone number for each block you make and drop it in our raffle basket.

Member Ads:

If you would like an ad in this section, contact Bobbi Morehouse. Members may place a three line ad 3 times per year at no charge.

Upcoming Quilt Shows and Events

Stitches Through Time Quilt Show

Greater Hartford Quilt Guild
July 31—August 2
CCSU Student Center
New Britain, CT
Www.GHQGQuiltShow.com

"Craft Expo 2009" (7/16-18)

Guilford Art Center
Guilford, CT
www.guilfordartcenter.org

"Contemporary Fiber Art by Karen

Loprete" (through 9/30)
Spector Furniture
385 Main Street
Ansonia, CT

"Contemporary Art from Traditional Loops" (8/16

thru 10/4)
Bruce S. Kershner Gallery/Fairfield Public Library
8/22/09 Hook-In, 3-5 PM; Opening Reception, 5-7
PM
1080 Old Post Rd.
Fairfield, CT 06824
203-270-8293
nmh1792@hotmail.com

"Cut the Edge, Weave the Line: Textile Arts 2009:

(thru 7/31)
Mobilia Gallery
358 Huron Avenue
Cambridge, MA
617-876-2109
mobilia-gallery.com

"Massachusetts Quilts: Our Common Wealth (7/17

-9/20)
New England Quilt Museum
18 Shattuck Street
Lowell, MA
978-452-4207
http://www.nequiltmuseum.org

"Celebration Quilts" (5/11-8/30)

Windham Textile & History Museum
411 Main St.
Willimantic, CT 06226
860-456-2178
www.millmuseum.org

World Quilt Show – New England

August 13—16, 2009
Radisson Center of New Hampshire & Radisson Hotel
Manchester, NH

"Kaleidoscope Quilts: The Art of Paula

Nadelstern" (thru 9/6)
American Folk Art Museum
45 W. 53rd Street
New York, NY
212-265-1040
www.folkartmuseum.org

"Full Spectrum: Quilts & The Textile Arts" (9/10-

12/05)
Binghamton University Art Museum
Binghamton, NY

COMING IN AUGUST:


"Quilt scapes at the Whistler" (8/5-31)
Whistler Art Museum
Lowell, MA

Pennsylvania National Quilt Extravaganza XVI

September 17-20, 2009
Greater Philadelphia Expo Center
Oaks (Greater Philadelphia / Valley Forge Area),
Pennsylvania

Mark you calendar

Connecticut Quilt Shop Hop
September 12—20
18 Shops participating



Farmington Valley Quilters, Inc.
P O Box 172
Weatogue, CT 06089

Meetings typically held at Eno Memorial Hall
On
Hopmeadow Street
In
Simsbury, CT

For more information go to
www.fvqi.org