

www.fvqi.org

Farmington Valley
Quilters Newsletter

December 2009

Inside this issue:

Message from the President	1
This Month's Meeting	1,2
Next Month's Meeting	2
Coming Up	2,3
Sunshine	3
Quilt Show	5
Bylaw Voting Results	3
Member Ads	7
Other quilt shows and events	7
Retreat Information	4
Guest Policy	3
Officer Directory	3
Friendship Blocks	6

From the President

I know you are all very busy during this time of year with shopping, planning, cooking, getting the house ready for company and finishing up your quilted gifts. I hope you are all very successful with your holiday preparations and that you get all the gifts finished on time. Since this is my year to be more organized I was right on schedule until I found out that my nephew, his wife and three kids will be coming up from Florida so that the kids could experience snow – so much for being organized.

I do hope that you all can find the time to attend our Christmas Social this year. It is always a lot of fun. Along with all the great food, we

are having the Grab Bag Swap, a game where you can win the pot of fat quarters and go home fabric rich! So remember to bring a dish to share, a grab bag and 3 fat quarters. I hope to see you there and I wish you all

*Happiness in this Holiday Season and Throughout the New Year
And May Time for Quilting
Be Abundant for You in the New Year.*

Laurie



MONTHLY MEETING—Wednesday, December 16th
Holiday Party, 6:45pm at Eno Memorial Hall

It's time for our annual **Holiday Party**. Don't forget your dish to share. We will do a Yankee gift swap with gifts costing no more than \$15. Please put some thought into your gift, something hand made would be great. We will also be playing CLR again this year so please bring 3 fat quarters rolled and tied with a ribbon. We will have extra fabric if someone should forget their fabric. If you have any questions, you can reach me at AnnieB1953@aol.com

Snippets:

- This meeting begins at 6:45pm
- Show and tell
- FVQI Board meetings are scheduled the first Wednesday of every month and are open to all members.
- Don't forget your Friendship Blocks for the December Drawing
- Neonatal quilts
- Library items
- Raffle Baskets page 4

Wednesday, January 20th—Members Teaching Members: We search the world over for great speakers and teachers, yet we all know, some of the greatest talent exists right under our noses...our own members. Some of these very talented women graciously offered to share their skills and creative ideas in our January Members Teaching Members session. Below are the workshops which will be taught. Some will require a full hour and others are shorter sessions from which you can move between. If you want to follow along with your own fabrics, the supplies are listed below. Otherwise, feel free to stand by and observe...

Paulette Young's Cathedral Windows—Bring two 12" squares of fabric, needle & thread.

Lynn Mocarsky's Ohio Star Block—Learn how to make a 3" Ohio Star block (13 blocks make up the 14" square Southwestern Batik which Lynn recently showed during Show & Tell: **Prepare** FOUR 1 1/2 " squares; top left is light color; top right and bottom left are same medium-dark color; bottom right is dark color. Join these with 1/4 " seam. If you want to see how the Star will look completed, repeat that pattern three more times-then also bring FOUR 1 1/2" squares of light color and ONE 1 1/2 " square for center of Star (could be med/dark color or another dark color). If you plan to try this (it won't take long to show if you have your four square done). Email Lynn if you have any questions about these preliminary steps... lynnbob@att.net

Susan Elliott The Dresden Plate – Start to Finish—We will be learning a fast and easy method of completing a Dresden Plate with pointed petals. Each person should leave with one completed. Everyone who wants to participate in the class should bring:

rotary cutting too l

6" x 12" (or bigger) rulers

Fabric -- Each Dresden Plate can be made from one or more pieces of fabric. Each plate will have 12 petals. This will produce a plate 7" across. For the purpose of learning the block, please bring one strip of fabric 3 3/8" by WOF. All 12 pedals will be cut from this strip. Also bring one scrap 4" square for the center. You may also want to bring a background square (10").

If you are willing to bring a sewing machine, please email Susan shseliott@sbcglobal.net

WEDNESDAY, February 17th, This is our annual ABC & Neo-natal Quilt Night

WEDNESDAY, March 17th-George Siciliano Trunk Show: "This Guy Must Be Nuts" **Workshop, Thursday March 18: "Twirling Logs"**

George Siciliano George and his wife, Virginia, teach and lecture about miniature quilts. He is sought after by many quilt guilds around the country to teach and demonstrate his unique techniques. He makes the construction of a "miniature masterpiece" very doable and fun. Virginia has been quilting for 20 years. She uses traditional patterns in unique ways, and has a wonderful sense of color. They will present a trunk show at the membership meeting on Wednesday, March 17 entitled "This Guy Must Be Nuts." On Thursday, March 18 they will lead a workshop: "Twirling Logs." **This is not a miniature quilt block.**(7") The block is an original design with origins in the "*twisted log cabin*". He will show us how to draft this wonderful block without being an engineer! The charge for the workshop is \$25 (A reduced price due to the cost of the workshop kit). There is also \$45 charge by George for a workshop materials kit. The kit includes a pattern, a booklet, foundations, 1 yard of background fabric, 2 six step gradations (12 colors in all, 1/4 yard each) for a total of 4 yards. The location of the workshop will be announced in January. George and Virginia's work can be viewed at their web site,

WEDNESDAY, April 21st-Joanne Sullivan: "Magnificent Seven" Lecture & Trunk Show

Joanne Sullivan will present a lecture and trunk show, "Magnificent Seven", at the membership meeting on April 21, 2010. "Magnificent Seven" refers to seven geometric shapes cut from 2 1/2" strips and combined into scrappy quilts with widely different effects. She made this presentation last year to the Apple Valley guild and it received rave reviews.

**WEDNESDAY, MAY 19th -Carol Anne Grotian Lecture "Shibori Dyeing",
Workshop-May20th-Location To Be Announced**

Carol Anne Grotian combines West and East, American quilting and Japanese shibori dyeing to create landscapes. Indigo quilts focus less on a sense of place and more on shibori itself, concentrating on the essence of nature. She will lecture on Shibori Dyeing in her lecture on Wednesday, May 19, 2010. She will then lead us in a workshop on May 20. The title of that workshop and location have not yet been finalized. Her work can be viewed at her web site at carolannegrotian.com. The charge for the workshop is \$35. There may be an additional charge for material by Ms. Grotian. Signups will begin at the January membership meeting.



Guest Policy for FVQI Meetings


There will be a \$5.00 **Guest Fee for meetings** with fee speakers and potluck dinners. Guests who join the guild that evening do not have to pay the guest fee.

Mystery Night-Friday April 9, 2010, East Granby Congregational Church

Mystery Night is one of the most popular events for FVQ quilters. Susan Elliott has agreed to lead us this year, so expect a challenging and fun mystery. It will be on Friday, April 9, 2010 at the East Granby Congregational Church from 3 pm until 9 pm. Sign-ups will begin at the January membership meeting. **There will be no advance signups.** E-mail or phone signups will be accepted after that date, if there is still room. The charge will be \$5.00 per person. We will have a pot luck supper at the church. Those who participate will receive a supply list in February or March.

Voting Results -2010 Quilt Show Charitable Donations

Based on the results from the vote conducted at our November meeting the recipients of our 2010 Quilt Show donation will be New England Quilt Museum and Quilts of Valor with 21 and 20 votes respectively.



SUNSHINE

Sally is always looking to know if anyone needs a cheer card or a sympathy card . So many members have remarked about how nice it is to receive a personal note. Let us know if you hear of any member who is ill or suffered a loss. The thoughtfulness is appreciated. You can contact Sally Sargent Markey (653-3224) or any board member.

**2008-2009
FVQI Board**

President
Laurie Rio

**First Vice
President**
Carrie Bacewicz

**Second Vice
Presidents**
Meg Lines
Lisa Salvatore

Treasurer
Mary Gridley

Secretary
Debbie D'Angelo

Publicity
Gina Finch

Newsletter Editor
Bobbi Morehouse

Socials
Anne Baldis

Hospitality
Zana Tauro
Connie Rowles

2010 Quilt Show
Paulette Young

4th FVQI Retreat
Bayside Resort, West Yarmouth, MA
Friday March 5 - Sunday March 7, 2010

Join us for a wonderful retreat weekend at the Cape!

DATES: The weekend is March 5 - 7 at the Bayside Resort in West Yarmouth, MA. We have the function room from noon on Friday through 3 PM on Sunday.

EATING & FOOD: Most folks brought food to eat or snack on and something to share with the group (this is optional.) Some brought soups, etc. for lunch, and almost everyone went out for dinner (great restaurants, food, and conversation). The rate includes a great continental breakfast (waffles, too!). Each room has a refrigerator and there are microwaves for use in the break room.

QUILTING: Quilting went on from 7 AM or so until about 10 or 11 PM. Machines and sewing gear are left set up in the function room (locked when not in use). The function room was extremely well lit, and tables, irons, ironing boards are supplied.

SHOPPING: There were a few quilt shops within close proximity, and everyone went quilt shopping and some shopped at other stores, too.

FUN: We had a great time and got to admire each others projects. Some brought one project and worked on it the whole time, others worked on several different ones. The whole time is unstructured. There are no door prizes, group projects, or teaching sessions, but everyone is willing to help if you get in a bind. We all liked just being with quilters, getting projects done, shopping at new shops, and socializing. Non-guild members are welcome.

ROOM RATES: The rate per person is \$79.95 + tax for 2 nights, double occupancy. One person from each double should call and make the reservation for the two nights. When you check in they will charge each of you the \$79.95 so the total is \$79.95 a day. If you want a single room, the rate is \$79.95 per day or \$159.90 for the 2 nights.

If you would like to come and don't have someone to share the room with, please contact me and I will let you know who might be looking to share a room.

RESERVATIONS: The motel is holding a block of rooms for us at the above rates until Feb.3. You must call 1-800-243-1114 to guarantee your room and mention to the reservationist you are reserving a room at the special rate blocked for "Farmington Valley Quilters". There is an option to stay an extra day on either end of the weekend – ask about it when you make the reservation.

After you have made a reservation, contact me. I need to know how many are attending so I may arrange for additional rooms.

Cancellations: Must be made 72 hrs. prior to your scheduled arrival or a one night cancellation fee will be charged. Non-arrivals will be charged a one night cancellation fee, and the reservation will be cancelled.

TRAVEL:

Bayside Resort Hotel, 225 Route 28, West Yarmouth, MA 02673

1.800.243.1114, or 508.775.5669

Website: www.baysideresort.com

CONTACT: Call or email me if you have any questions: Karen Hines, 651.3640, chines9@cox.net.

Quilt Show 2010

Dear FVQI Members:

COLOR, COMPOSITION & CLARITY

What a great team the 2010 Quilt Show committee is! It is an honor for me to work with the members of this team and I look forward to an incredible show. The preliminary decisions and organization are moving along very well....as you can see from the title of this article, the tag line for the 2010 Show has been chosen. Look for it on all our advertising and future communications. To help get the entire guild in the "show frame of mind" registration forms will be available both at the monthly meetings and on-line beginning in January. I know we have some members who are into planning ahead as we have had several members/groups already volunteer quilts for the Themed Basket raffles.....more info on this from Michelle during the November monthly meeting. One last thought, it's not too late to become part of this dynamic team; we still have a couple of opportunities available, shoot me an email or talk to me at the next meeting to find out how you can become involved with this group.

Paulette

**Mark the dates 2010 Quilt Show—Friday, October 1—Setup
Saturday & Sunday, October 2&3—Show**



Themed Basket Raffle Here are 2 of the baskets to date that are being worked on for the 2010 Quilt Show. If you have a fun idea for a basket and would like to put one together for the show, please contact me at mabelanger@sbcglobal.net or see me at the monthly Guild meetings. Or, if you'd like to help with items to be included for any of the baskets below, please contact the coordinators. We will also be collecting at the monthly Guild meetings. Thank you!

"Welcome Baby"...A perfect gift for parents or grandparents to be! Planned Quilted Item: Baby sized quilt. Looking to include: Bibs, rattles, teething toys, onsies or other new baby needs; baby or juvenile themed fabrics, pattern or book for easy baby quilts. Coordinators: Donna Dellacamera and Kathy Lettieri

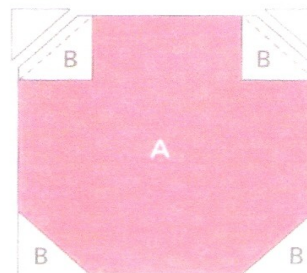

"Family Game Night"...Who's up for some fun?! Planned Quilted items: chess/checker board and a lap quilt to look like a Twister mat. Games already purchased: Bananagrams, cribbage board, a puzzle and a deck of cards. Looking to add: variety of games such as Uno, dominos, Scrabble, etc.; a few snacks like microwave popcorn, pretzels, chips. Coordinator: Michelle Belanger

For a little inspiration, past themes included: Holiday Hostess, Quilter's Dream, Under Water, Dog / Cat Lovers, Tea Time, Snack Time, Got to Have It, Scrappy Quilt Daze, Halloween, In the Garden, Dancer's Palette and Turkey Trot.

Drawing for this block will be at the December Meeting

APPLE FRIENDSHIP BLOCK

SEPTEMBER, OCTOBER, NOVEMBER – DRAWING AT DECEMBER MEETING



MATERIALS: Color A – red or green for apple

Colors B, C, D, E – variety of off whites, light beiges

Leaf - Green, Stem - Brown. Scrap of “Steam a Seam” or similar product for applique

CUTTING:

Color A – Cut (1) 3-1/2” square (apple)

Colors B, C, D, E:- (use variety of neutral fabrics)

Cut B - (4) 1-1/4” squares

Cut C – (1) 2-1/4” x 3-1/2” rectangle

Cut D - (2) 5-1/4” x 1-3/4” rectangles

Cut E – (1) 6-1/4”x 1-3/4” rectangle

Leaf and Stem – Trace images onto “Steam a Seam” or similar product and follow directions for product. (Diagram for left slanting stem. Reverse for right slant.)



DIRECTIONS: Lay out all pieces carefully paying close attention to the diagram.

Place (1) 1-1/4”(B) square on corner of apple fabric (A), right sides together. Draw diagonal line from center to edge. Stitch on diagonal line. Press toward edge, trim to 1/4” seam. (Repeat for other 3 corners.)

Stitch 2-1/4” x 3-1/2” (C) rectangle to top of apple. Press.

Stitch 5-1/4” x 1-3/4” (D) rectangles to sides of apple block. Press.

Stitch 6-1/4” x 1-3/4” (E) rectangle to bottom of block. Press.

Place Stem and Leaf at top of apple as indicated on picture. Press to adhere to block as indicated on product.

Machine applique stem and leaf to block using small zig zag or satin stitch. (Be sure to place stabilizer under back of fabric before appliquing).


Have fun! Make as many blocks as you like. Please call Pat Leslie (677-4611) or Meredith Hurst (658-4802 with questions. Be sure to fill out a slip of paper with your name and phone number for each block you make and drop it in our raffle basket.

Adapted from Apple Block pattern by Patty Flavin

Member Ads: For an ad in this section contact Bobbi Morehouse: 860/658-6637 or r.morehouse@comcast.net

FOR SALE; Fabri-Fast Quilting Frame for sale. Crib to Queen Size. Call Fran Kehoe 860-658-9908

For Sale: HandiQuilter HQ16 Stitch Regulated Mid Arm Quilting Machine on Studio Frame. Less than 1 year old. Call Debbie Jacoby for details. 658-0322 or 212-5514



You are invited to shop at my NEW online fabric shop. I specialize in Kaffe Fassett, 1930s, and Kona Cotton Solids.

For your convenience, you can shop online and choose the in store pick up option, at checkout, to avoid shipping and handling fees. Also, you have the option to pay by check or money order!

So come and check out my wonderful prices on fabulous fabrics at www.cvquiltworks.com. I will be looking forward to hearing from you! Jackie Kunkel (860) 693-0661

Upcoming Quilt Shows and Events

(Listings are based on information we have; ALWAYS call to double check dates and times.)

City Quilters' Times Square Panasonic Exhibit has been extended thru 12/31/09 with 5 new quilts
www.cityquilter.com

"SAQA's Transformations 09: Reflections" (11/13-1/3/10)
Guilford Art Center
411 Church St
Guilford, CT 06437-2003
203-453-5947
www.guilfordartcenter.org

1/10 – 2/19/2010 "Jody Silver & Aris Skiar-Weinstein" at the Silvermine Guild Arts Center,
www.silvermineart.org

12/1/2009-2/28/2010 "Standing Ovation" at the Garde Arts Center, www.gardearts.org

Now thru 3/14/2010 "Changing Landscapes: Contemporary Chinese Fiber Art" & "Aprons: Fifties FUNctional Fashion thru 3/28/2010 at The American Textile History Museum

April 8-11, 2010 Quilter's Heritage Celebration in Lancaster, PA
www.qhconline.com

April 15-17, 2010 MQX in Providence, RI,
www.mqxshow.com

May 1 & 2, 2010 Northern Star Quilt Guild Show in Somers, NY, www.northernstarquilts.com

Treasures from the Permanent Collection" (thru 12/27)
Windham Textile & History Museum 411 Main St.
Willimantic, CT 06226
860-456-2178


www.millmuseum.org
Opening Reception: Fashion Show & Speakeasy Party,
10/3, 7-9:30 p.m.

Masters: Art Quilts" (11/19-2/25/09)(Closed 1/1-18)
New England Quilt Museum
18 Shattuck Street
Lowell, MA
978-452-4207
<http://www.nequiltmuseum.org>

"The Allure of Lace" (thru 2/28/10)
Wadsworth Atheneum
600 Main Street
Hartford, CT
860-278-2670
<http://www.wadsworthatheneum.org>

"A World of Stitches: appliqué art from Benin, Panama and Pennsylvania" (thru 12/20)
Bellefonte Museum
133 N. Allegheny Street
Bellefonte, PA 16823
814-355-4280
<http://www.bellefontemuseum.org>
Hours: 1-4 Thurs-Sun

October 2 & 3, 2010 "Color, Composition & Clarity" hosted by Farmington Valley Quilters, www.fvqi.org



Farmington Valley Quilters, Inc.
P O Box 172
Weatogue, CT 06089

Meetings typically held at Eno Memorial Hall
On
Hopmeadow Street
In
Simsbury, CT

For more information go to
www.fvqi.org