

www.fvqi.org

Farmington Valley
Quilters Newsletter

December 2010

From the President

Now that Thanksgiving is over and all of the leftovers are gone, for me, it's time to prepare for Christmas. I am planning on making several gifts and I truly hope to finish them before the holiday arrives. Although, I do remember a couple of Christmas' ago, when I made six Christmas tree skirts, but was only able to completely finish five of them. The sixth one I gave wrapped with caution tape around it and finished after the holiday. I hope that whatever gifts you plan on making and giving this year, you complete.

Among everything you do during this busy time of year, I hope you can join us for the Potluck and Yankee Swap at the December Guild meeting. Don't forget to bring show and tell – would love to see what gifts you're working on!

I wish you peace, joy and time for quilting!

Happy Holidays!
Carrie



Monthly Meeting—Wednesday, December 15th, 6:45pm

Eno Memorial Hall, Hopmeadow Street, Simsbury

Annual Holiday Party

The Holiday Party will be December 15th, at 6:45, at Eno Hall. Don't forget the goodies you signed up to bring and the \$10 - \$15 quilting related gift if you want to take part in the Yankee Swap. Hope to see you all there!

Inside this issue:

Message from the President	1
This Month's Meeting	1
Next Month's Meeting	2
Upcoming Events	3
Retreat	4
Quilt Show	6,7
June Quilt Challenge	5
Friendship Block	8,9
Other quilt shows	10
Guest Policy	3
Sunshine	3
Officer Directory	3

Snippets:

- This meeting begins at 6:45pm
- Show and tell
- FVQI Board meetings are scheduled the first Wednesday of every month and are open to all members.
- Neonatal quilts
- Library items
- Raffle Baskets page 6
- Friendship Blocks
- December drawing
- Party goodies and gift

**Wednesday, January 19th, 2011—Kate Themel
“Painting & Drawing with Fabric and Thread”**

Kate Themel is an award-winning fabric artist and teacher living in Cheshire, Connecticut. After surviving cancer at age 33, Kate decided to focus her time and energy on the things that make her truly happy. In 2004, Kate left her corporate job and started her own small business. The process of starting over and carving out a new career path is what inspired the name Square One Design. Since then, Kate's fabric art pieces have won awards in national juried competitions such as the Vermont Quilt Festival. They have been exhibited in multi-media art shows and in museums around the United States and recently in Gaborone, Botswana. Kate's work has been commissioned by business owners and private collectors across the United States and Europe.

In October of 2009, she completed a commission of seven art quilts for Yale University's Afro American Cultural Center in New Haven, Connecticut. Kate's Website: www.square-one-design.com is what inspired the name Square One Design.



Joanne Sullivan Returns!

A crowd favorite, Joannie Sullivan, has cheerfully agreed to run a Saturday workshop for us in early 2011. Though a date has not yet been set, we would like to get a sense of how many people would be interested in participating. It will help us in booking an appropriate room. Please email Lisa Salvatore (JLAGF@comcast.net) to let her know if you are interested. As soon as more information is available, we will let you know.

February – Service Projects

March – Diane Loomis Many of our members were so impressed with Diane's work at the Lowell Quilt Museum last May that we just had to ask her to speak to our guild. Diane will be lecturing on Trapunto, a specialty of hers. This will be followed up with a workshop. Sign-ups will be available at the November Meeting. www.DianeLoomisQuilts.com

Note Date Change Mystery Night Date has been changed to **Friday, April 1st, 2011**, at the Congregational Church in East Granby.

More program information continued on Page 3

April – Judy White Lecture & Workshop

Lecture: Kansas City Star

Workshop: Salvage Quilts

May – Trish Hodge Lecture: Batik Traditions of Indonesia


Guest Policy for FVQI Meetings: There will be a \$5.00 **Guest Fee for meetings** with fee speakers and potluck dinners. Guests who join the guild that evening do not have to pay the guest fee.

Membership News from our Vice President:

The Farmington Valley Quilters welcomed Lauren Allison-Fisher of West Hartford, email: s.lfisher@comcast.net, to our membership in November.

In other membership news: *Fons & Porter's Love of Quilting* has a special guild offer through March 31, 2011. We have been offered a one-year subscription to *Fons & Porter's Love of Quilting* Magazine with 5 free bonus gifts of *Fons & Porter's Favorite Scrap Quilts Booklet*, *Quilting the Quilt Booklet* and three free spools of Sulky thread for \$15 per subscription. The form will be available at the check-in desk. The offer will be made through March 31, 2011.

Debbie D'Angelo

**SUNSHINE**

Don't forget Sally is always looking to know if anyone needs a cheer card or a sympathy card . So many members have remarked about how nice it is to receive a personal note. Let us know if you hear of any member who is ill or suffered a loss. The thoughtfulness is appreciated. You can contact Sally Sargent Markey (653-3224) or any board member. Sally's new email is : sallyspaints@yahoo.com.

**2010—2011
FVQI Board****President**

Carrie Bacewicz

First Vice President

Debbie D'Angelo

Second Vice**Presidents**

Lisa Salvatore

Phyllis Small

Treasurer

Linda Huppelsberg

Secretary

Dorothy Witter

Publicity

Sue Greene

Newsletter Editor

Bobbi Morehouse

Socials

Anne Baldis

Sue Trimble

Hospitality

Laurie Rio

Marilyn Webber

2011 Quilt Show

Karen Hines

Meg Lines

5th FVQI Retreat
Bayside Resort, West Yarmouth, MA
Friday March 4 - Sunday March 6, 2010

Join us for a wonderful retreat weekend at the Cape!

DATES: The weekend is March 4 - 6 at the Bayside Resort in West Yarmouth, MA. We have the function room from noon on Friday through 3 PM on Sunday.

EATING & FOOD: Most folks brought food to eat or snack on and something to share with the group (this is optional.) Some brought soups, etc. for lunch, and almost everyone went out for dinner (great restaurants, food, and conversation.) The rate includes a great continental breakfast (waffles, too!). Each room has a refrigerator and there are microwaves for use in the break room.

QUILTING: Quilting went on from 7 AM or so until about 10 or 11 PM. Machines and sewing gear are left set up in the function room (locked when not in use). The function room was extremely well lit, and tables, irons, ironing boards are supplied.

SHOPPING: There were a few quilt shops within close proximity, and everyone went quilt shopping and some shopped at other stores, too.

FUN: We had a great time and got to admire each others projects. Some brought one project and worked on it the whole time, others worked on several different ones. The whole time is unstructured. There are no door prizes, group projects, or teaching sessions. Everyone is willing to help if you get in a bind. We all liked just being with quilters, getting stuff done, shopping at new shops, and socializing. Non-guild members are welcome.

ROOM RATES: The weekend rate is \$178.60 + tax (11.7%) for 2 nights double occupancy (so if you're sharing the room, it's only ½ that amount.) One person from each double should call and make the reservation for the two nights. When you check in they will charge each of you one-half the weekend rate (approx. \$79.95). If you want the room to yourself, you pay the entire price.

**** PLEASE CONTACT ME once you have made a reservation along with the name of your 'room-sharer' so I know how many people are planning to attend. Also let me know if you will be bringing your machine or doing only hand work. There is a limit to the number of participants that the function room can accommodate.

If you would like to come and don't have someone to share the room with, please contact me and I will let you know who might be looking to share a room.

RESERVATIONS: The motel is holding a block of rooms for us at the above rates until Feb.1. Call 1-800-243-1114 to guarantee your room and mention to the reservationist you are reserving a room at the special rate blocked for "Farmington Valley Quilters". There may be an option to stay an extra day on either end of the weekend if you have never used this bonus before – ask about it when you make the reservation.

CANCELLATIONS: Must be made 72 hrs. prior to your scheduled arrival or a one night cancellation fee will be charged. Non-arrivals will be charged a one night cancellation fee, and the reservation will be cancelled.

TRAVEL:

Bayside Resort Hotel, 225 Route 28, West Yarmouth, MA 02673
1.800.243.1114, or 508.775.5669
Website: www.baysideresort.com

CONTACT: Call or email me if you have any questions: Karen Hines, 651.3640, chines9@cox.net.

Announcing the Annual June Meeting Quilt Challenge:



Initial Paint Chip Challenge



This year's quilt challenge is all about you. You requested an earlier start to the Challenge and here it is. Your initials will determine the colors you choose. You may use two or three initials. For instance mine might be Bachelor Button, Jasmine, & Lime. Paint companies use catchy names to create a mood or ambiance. Take advantage of that. You cannot use a plain name like red or blue. Get into the fun of it. Your fabrics do not have to be solid but should "read" the color of your paint chip. You may add one additional color to your quilt. The initial paint chip colors should be prominent in the overall look of your piece.

If you have only two initials (or if one of them is X or Z) you may use your maiden name or family name.

Your project can be any style or size but it must be finished, quilted, and bound. Pin your Paint Chip cards from the hardware store to the front of your quilt.

The Quilt Challenge is one of the highlights of the June meeting. Don't be lulled into thinking you have loads of time. It's going to be a very busy year, so get started. Join in the fun and bring your completed quilt to the June meeting. One of those delicious ribbons just might have your name on it.

Peace in Piecing,
Bonnie Llopis & Judy Prohaska

Quilt Show Update

Preparations for the Quilt Show are proceeding on plan. Lisa, Lisa and Phyllis are working on the layout. Sue is contacting potential vendors. Anne is designing the Quilt Booklet. Gina is organizing publicity. Lisa is tracking our budget. Elaine is recording our minutes. Michelle is in charge of Themed Baskets. Susan is leading the quilt raffle. Sandi has created an electronic registration form. Karen and Meg are reviewing time lines. Many others are also actively involved in preparations. We will need all members to get involved to make this show a success. Please make this one of your high priority resolutions for 2011.

Show highlights are listed below along with suggestions on how you can help.

- The Quilt Show will be held October 15-16, 2011 in the Gengras Student Union at the University of Hartford. We are very excited about this new site, and hope we can attract many new as well as previous attendees.
- Our raffle quilt (made and quilted by members) is quite beautiful. We will all have to help out with the sale of raffle tickets. **See the separate article (ON PAGE 7) that describes how you can help.**

We have a wide range of Themed Baskets in the works for our Basket Raffle. Let's fill them with tempting items that will generate lots of interest and \$\$\$ from our attendees. There will be shopping bags in which to deposit your contributions available at each monthly guild meeting. Suggested contributions include items related to quilting such as quilting patterns, tools and fabric. Other possible items include calendars, games, baby items/toys, candy, coffees and holiday items. A list of the baskets and coordinators follow. Please check with the coordinators if you have any questions.

Welcome Baby - Donna Dellacamera

Tutti Fruitti - Anne Baldis

Cats - Susan Michaels

Coffee - Diane Popko

Chocolate - Paulette Young

Welcome Baby - Donna Dellacamera

Game Night - Michelle Belanger

Butterfly Basket - Debby Jacoby

Bag Ladies - Debbie D'Angelo

Quilted Stocking - Linda Walter

Quilters Basket - Meg Lines

Beach Basket - Rachel Foster

Your most import contribution: **Enter a quilt in the show.** Make a new one or enter one you've already completed, or enter several quilts. Registrations are due August 1, 2011, so plan accordingly. You'll have to have the top done before you register since we need a photo to be included with the registration form. You'll be able to complete the form on paper or on-line, send it in by US Mail or the internet. **Plan ahead if you are going to be away for the summer.** Quilt registration forms and directions will be available January 2011.



2011 QUILT SHOW RAFFLE QUILT

The quilt raffle is a key money maker at our quilt show. It was made and hand quilted by our members. It is gorgeous and is a pleasure to show off. You can see it is on our web site: www.fvqi.org. We now need members to assist in the sale of raffle tickets. Susan Elliott is in charge of Raffle Quilt ticket sales and needs your help with the tasks listed below. Please review the list and find one or more items that you can help with. Call her to volunteer at 860-658-0863, email her at shsellott@sbcglobal.net, or catch her at a meeting.

Quilt Raffle Tasks:

1. Oversee ticket sales by guild members: Distribute a photo of the quilt and tickets to all guild members. Collect money and stubs, track distribution and sale of tickets. Have extra tickets available at each meeting or arrange to get more tickets to members who request them.
2. Display the quilt and sell tickets at area quilt shops: Contact local quilt shops to ask if we can display the quilt for some period of time and sell tickets at their location. Prepare package of tickets and instructions. Bring package and quilt to shops and sell tickets per the agreed to schedule. Pick up the quilt per plan and transport it to the next shop. Our objective is to display the quilt and sell tickets in 3 shops in June, July, and August.
3. Display the quilt at meetings of various guilds in the area to promote the quilt show and to sell raffle tickets: Contact someone in the assigned guild to arrange a visit. Bring the quilt, a raffle ticket sale package, and bookmark-type flyers on the show to the meeting. Present each guild with a few admissions tickets to the show in exchange for letting us sell the raffle tickets. The tickets can be used by these guilds as meeting door prizes. Our objective is to do this in April, May, June and September.
4. Sell raffle tickets at local merchants: Work with local businesses to arrange for display of the quilt and to sell tickets at their sites. Find guild members who would sell tickets on scheduled day.

Ask your fellow quilters to help out, too. You might visit a local guild, quilt shop or merchant together to sell tickets. If you're into math, you can help out with tracking ticket sales and receipts. Susan will be happy to figure out how you can help. Let's set a record in ticket sales for this beautiful quilt!!!

Capital Ts Quilt Block

Friendship Block - January, February, March -- Drawing in March

Here is a cure for cabin fever this winter, a challenging quilt block! Use your stash and be creative, the block is really not as hard as it looks.



To make this 10 inch block:

Cutting Instructions

Dark Fabric

- Cut four $4\frac{7}{8}$ " x $4\frac{7}{8}$ " squares, each from a different fabric.
- Cut two $2\frac{1}{2}$ " x $2\frac{1}{2}$ " squares from each dark fabric.


Light Fabric

- Cut four $4\frac{7}{8}$ " x $4\frac{7}{8}$ " squares
- Cut eight $2\frac{1}{2}$ " x $4\frac{1}{2}$ " rectangles
- Cut one $4\frac{1}{2}$ " x $4\frac{1}{2}$ " square

Assembling

1. Half Square Triangles: Make eight half square triangle units by combining each $4\frac{7}{8}$ " dark square with a $4\frac{7}{8}$ " light square. Choose four *unlike* units from the group and set the others aside (make a second T block or save them for another project).
2. Flying Geese: The small triangles at the ends of flying geese units form the sides of the Ts. The triangles sewn to each end of a background rectangle differ so that they match the half-square triangle unit adjacent to them (see illustration).
 - a. To get a visual prior to assembly, refer to the block drawings below. Put the $4\frac{1}{2}$ " light fabric square in the middle. Place two $2\frac{1}{2}$ " x $4\frac{1}{2}$ " rectangles between the triangle square units, and position the "matching" $2\frac{1}{2}$ " squares on top of the rectangle ends they will be sewn to.

- b. Position a 2-1/2" dark square on the left end of a light rectangle with the drawn line as shown in the illustration. Sew a seam on the drawn line.
 - c. Trim away the corners, leaving about 1/4" past the seam line. Press.
 - d. Sew a second square to the opposite side of the rectangle as shown, making sure you choose a square from the correct T fabric. Trim and press.
 - e. Repeat to make a second identical geese unit. Sew the units together lengthwise with the center light triangle facing the same direction.
 - f. Repeat to make three more 2-geese units, taking care to position fabrics on rectangles so that they will touch the matching half-square triangle in the finished block.
3. Sew the components in three rows as shown. Sew the rows together and press.



Questions? Call Sue Greene (860-675-8326). Remember for help with ANY quilting project logon to our website www.fvqi.org , click the Forms & Info tab, then click on Member's Helping Members for list of skilled members who can help you.

Member Ads: For an ad in this section contact Bobbi Morehouse: 860/658-6637 or r.morehouse@comcast.net

Upcoming Quilt Shows and Events

(Listings are based on information we have; ALWAYS call to double check dates and times.)

African American Quilts Today
Oct 21—Dec 31, 2010
New England Quilt Museum
Lowell, MA www.nequiltmuseum.org/

SAQA @20: Art & Excellence
Nov 5, 2010 to January 16, 2011
Springfield Art Museums
Springfield, MA
November 5, 2010 - January 16, 2011
info at: www.saq.com

GREEN QUILTS 19TH ANNUAL QUILT SHOW, Dec 4, 2010—Jan 2, 2011
Prospect Park Audubon Center
Prospect Park, Brooklyn, NY 11215
Tel: 718/287-3400

QUILTS: Masterworks from the American Folk Art Museum, Oct 5, 2010 thru Sep 2011 "The Year of the Quilt" — American Folk Art Museum, 45 West 53 Street, New York 10019
www.folkartmuseum.org or call 212/265-1040

9/11 TRIBUTE QUILT
Dec 01—Mar 01, 2011
American Folk Art Museum Branch
Location, Two Lincoln Square (Columbus Ave at 66th St, New York, NY 10023

A Tisket, A Tasket Quilt Show
March 26-27, 2011
www.loveapplequilters.com
The Blue Barn, 1009
Tuckerton Road, Marlton, NJ

MQX EAST 2011—MACHINE QUILTERS EXPO
Apr 11th—16th, 2011
Rhode Island Convention Center
Providence, RI, info at: www.mqxshow.com

Vermont Quilt Festival
35th Anniversary!
June, 24 2011 to June, 26 2011
Essex Junction, Vermont
Champlain Valley Expo
105 Pearl St.
Essex Junction VT Phone:802-872-0034 or
web: www.vqf.org


75th Diamond Jubilee Quilt Festival
June 3—June 5, 2011
RIT Gordon Field House
1 Lomb Memorial Dr
Rochester NY

web: geneseequiltfest.com

The Art-Quilt Experience
2011 Juried Exhibition
June 12-July 31, 2010,
Stone Quarry Hill Art Park, Cazenovia, NY
Information about entries and event at:
theart-quiltexperience.com

Quilting by the Lake Quilt Show
July, 17 2011 to July, 28 2011
Syracuse, New York
Onondaga Community College
4585 W Seneca Turnpike
Syracuse NY
web: www.quiltingbythelake.com

Farmington Valley Quilters Quilt Show
October 14—16, 2011, see page 6 for
information



Farmington Valley Quilters, Inc.
P O Box 172
Weatogue, CT 06089

Meetings typically held at Eno Memorial Hall
On
Hopmeadow Street
In
Simsbury, CT

For more information go to
www.fvqi.org