

www.fvqi.org

Farmington Valley
Quilters Newsletter

August 2009

From the President

I'm still waiting for summer and here it is August already. I'm taking my vacation in August. My sister comes to visit and we carve out time to quilt together. Last year we both bought some beautiful Asian style fabric and neither of us has done a thing with it. So we decided it will be the subject of this year's project. We've both been gathering fabrics to go with it and we picked out a pattern. We are actually hoping we get a few rainy days, like that will be a stretch, so we can stay inside and sew. My plan is to have this quilt done on time to enter in next year's show.


The show is a little more than 13 months away. It sounds so far off but it will be here before we know it. Last year I didn't get my quilt done on time to enter it and the truth be known I was a little concerned about submitting one. I'm sure that everyone that hasn't submitted a

quilt for the show knows what I'm talking about. Oh my quilts aren't all that special; we have such talented quilter's in this Guild, my work isn't in that league and so on. Last year when I walked through the show and saw everyone's quilts I was impressed with their work but instead of feeling intimidated I felt like I was missing out on the joy they felt sharing their quilts with everyone. And when my Mom and my sister (the one who doesn't quilt) showed up, I would have liked to have said "And here is my quilt." By the way my Mom still talks about how impressed she was with all the quilts.

So, don't miss out on the joy during the Quilt Show. Plan your quilting time, set some milestone goals and make sure you have a quilt to share in the show.

Have fun quilting! Laurie

P.S. READ PAGE 4 for important FVQI bylaws information



MONTHLY MEETING—Wednesday, August 19th

6:45pm at Eno Memorial Hall

Ginny Wutka, a former member of FVQI, is a quilter from Granby, Ct. On August 19 she will speak on "The Amish and Mennonites and their Quilts-Both Yesterday and Today."

CONTINUED ON PAGE 2

Inside this issue:

Message from the President	1
This Month's Meeting	1,2
Next Month's Meeting	2
Coming Up	2,3
Sunshine	6
Quilt Show	5
Member Ads	5
Other quilt shows and events	9
Workshop Refund Policy	3
Guest Policy	3
Officer Directory	5
Friendship Blocks	8

Snippets:

- This meeting begins at 6:45pm
- Show and tell
- FVQI Board meetings are scheduled the first Wednesday of every month and are open to all members.
- Friendship Blocks
- Neonatal quilts
- Library items
- Membership form (page 7) and check
- Read Charitable Giving By Laws on page 4

(CONTINUED FROM PAGE ONE) **Ginny Wutka, lecture on August 19 at Eno Hall**

Ginny collects old quilts and textiles, mostly from the Amish and Mennonite people in Pennsylvania, Ohio, and Missouri. She travels to Pennsylvania every 6 or 8 weeks to find more pieces. Often she will find old, unfinished quilts and have them completed by her quilters in Missouri.

Eighteen years ago she and her friend Lucille had their first "Quilt Happening" - an event designed to showcase the quilt collection, teach others about quilting, and, frankly, sell a few items so they could buy some more! The quilt happenings feature Ginny's quilt collection, several of Lucille's pieces, their friend Evelyn's quilted gift items, and daughter Mary's quilted pillows. They also sell reproduction fabrics - by the yard, or in 'fat quarters', Moda fabrics, quilt patterns and quilts. Quilts are available in all sizes - from crib quilts and wall-hangings to full size quilts. Some are finished works, others are works in progress - tops, pieces and squares that haven't been completed.

Ginny's quilts and information on Quilt Happenings can be found on their web site: lostacres.com. Their web site includes directions to Lost Acres in North Granby

Upcoming Workshops and Lectures—a word from Meg Lines

. Workshops offered by FVQ are a perfect opportunity to advance one's quilting skills while having some fun and making new friends among fellow quilters. **There are two full day workshops this fall: Patchwork Illusions by Karen Combs is on September 17 and Designing the Whole Cloth Quilt by Holice Turnbow is on October 22. We urge new and existing members to join us for one or both of these workshops.**

Workshops are lead by specialists in some element of quilting. Many of these quilters designed or developed the skill they teach themselves. Members bring their sewing machines plus any supplies identified by the teacher. During the day they follow the close instruction of the teacher and create beautiful works of art.

Some members bring a boxed lunch to workshops, others get take out.

We'll have soda and water and cookies or snacks on hand to keep us going while learning the new skill.

There are more details on upcoming workshops, plus instructions for signing up below.

Karen Combs—SEPTEMBER 16th Meeting, Workshop on September 17th

Karen Combs will lecture the FVQI membership meeting on Wednesday evening, September 16 at Eno Hall on "Quilts of Illusions." She will use quilts and slides to explore the world of optical illusions. Ms.

Combs' is known for taking a traditional quilt pattern and giving it her own unique "twist." She is intrigued with quilts of illusions and has been designing quilts with a 3-D look for several years. She is the author of several books on quilting: *Optical Illusions for Quilters* (AQS), *Combing Through Your Scraps* (AQS), *Floral Illusions* (AQS), and *3 Quilters Celebrate the 4 Seasons* (AQS). She co-authored *3-D Fun with Pandora's Box* with Sharlene Jorgenson of Quilting from the Heartland. Her newest book is *Celtic Pieced Illusions* (AQS).

She will present her favorite class, Patchwork Illusions, on September 17 from 9:00 am to 4:00 pm at the Apple Barn in Simsbury. This workshop will be about visual depth that has fascinated artists for centuries. Karen has developed a quick and easy rotary technique that allows you to make quilts with a 3-D look. In class you will learn how to create quilts shown in Gallery 3 at her website: karencombs.com. The cost for the workshop is \$55.00. Sign-up and payment can be done at August membership meeting, or call or send check to Meg Lines or Lisa Salvatore.

OCTOBER 21st Meeting at Eno and Workshop on October 22nd **Topic and location to be announced**

Holice Turnbow will lecture us at the membership meeting on October 21 at Eno Hall on “Creativity – Developing Your Own Design Style.” Mr. Turnbow is a well-known quilting judge from Massachusetts. He is known for his whole cloth quilts and designing original quilts. Holice Turnbow lectures and conducts workshops in many quilting techniques with emphasis on those subjects related to the development and use of quilting designs. This is an outgrowth of his work with The Stencil Company, for which he designs quilting stencils, and with two companies for which he have designed whole cloth quilts. He has written for various quilting magazines and appeared on public television with Kay Wood's "Strip Quilting with Kaye" and "Quilting for the 90's." He also appeared on 13 segments of "Heirlooms by Design" which was shown in the Alabama area through the CBS cable networks. He has also filmed six shows on QNN representing The Stencil Co. There is more information on Holice Turnbow on-line at charltonsewingcenter.com/holiceTurnbow.

Holice will give a workshop from 9:00 am to 4:00 pm on October 22 on Whole Cloth Quilting. Location to be determined. Students will study the composition of the whole cloth (white on white) quilt and learn the techniques of drawing designs (feathers, cables and other motifs) which contribute to the beauty of this style quilt. There will be practice in the techniques for drawing the individual motifs and then design a 40” square that can be used either as a single piece or become the center of a larger quilt. The cost for the workshop is \$55.00. Sign-up and payment can be done at August or September membership meeting, or call or send check to Meg Lines or Lisa Salvatore.

NOVEMBER 18th—Lisa Corson—Trunk Show

Lisa Corson will present a trunk show of her quilts at the membership meeting on November 18. Ms. Corson’s work combines many aspects of art, craft, history and storytelling. Since her first college class in alternative photography processes, she has experimented with putting photographs onto fabric. At the same time, she has been collecting vintage photographs of families, children, and scenes of daily life. Each photograph contains a story of a life waiting to be told. It seemed only natural that the physical warmth of a quilt should be combined with the emotional warmth of a story or personal history. This was the beginning of her company, Homespun Heritage. Her personal work melds together vintage photographs, fine fabrics, poems, diary entries, love letters and other important artifacts of a life such as buttons, keys, old tickets, maps and other keepsakes. From these pieces is spun a short vignette about the people in the photographs, and the viewer's imagination can take it from there.

Workshop Refund Policy

Thirty (30) days prior to the workshop, no refunds will be made unless your slot can be filled by a person from the waitlist, first, or other FVQ member, second.

Guest Policy

There will be a \$5.00 Guest Fee for meetings with fee speakers and potluck dinners. Guests who join the guild that evening do not have to pay the guest fee.



IMPORTANT GUILD MEMBERSHIP VOTE REQUIREMENT**Charitable contribution from Quilt Show Proceeds**

A provision in our Quilt Show By-Laws allows the guild to set aside money from the Quilt Show profits to donate to a charity. The guild votes to determine if we will donate money to charities. We will conduct this vote at our September meeting.

By-Law Statement:

Charitable Donations: Not less than one year prior to the scheduled date of the Show, the Guild membership shall vote at an open meeting whether to make charitable donations from the proceeds of the upcoming Show. A simple majority of those present shall rule. If the vote is in favor of donation(s), the Board will receive suggestions from the members for names of possible charities and conduct a further vote within two months, to determine the recipient(s). A simple majority of those present shall rule. The Board will decide, after the proceeds of the Show are known, how much money to donate to the agreed-upon recipient(s).

If the Guild does vote in favor of making a donation, suggestions for recipients of the donation should be submitted to the Board prior to Guild Board meeting on November 4, 2009. The suggestion must contain the full name, address and a description of the charity. The charity should support the purpose of the Quilt Show as stated in the By-Laws:

Statement of Purpose: As part of Farmington Valley Quilters, the Show's purpose is to preserve the tradition, culture and history of quilting, to promote knowledge and understanding of all aspects of quilting, and to promote good fellowship among all persons interested in the art of quilting. The Show is a means of raising money to further these ends.

If it is decided that the Guild will donate money, we will have a vote at the November meeting on what charity/charities will receive money.

Quilt Show 2010

2008-2009 FVQI Board

President
Laurie Rio

**First Vice
President**
Carrie Bacewicz

**Second Vice
Presidents**
Meg Lines
Lisa Salvatore

Treasurer
Mary Gridley

Secretary
Debbie D'Angelo

Publicity
Gina Finch

Newsletter Editor
Bobbi Morehouse

Socials
Anne Baldis

Hospitality
Zana Tauro
Connie Rowles

2010 Quilt Show
Paulette Young



News from Paulette..... **We are still looking for someone to chair the Booklet Committee.**

Please join us in thanking Diane Calkin and Betty Warner for volunteering to coordinate the 2012 Raffle Quilt. Thank you ladies, we look forward to seeing the unique creation that will represent the Farmington Valley Quilting Guild.

Additional thanks for everyone who has agreed to join the 2010 Quilt Show committee as we embark on our adventure to produce an exciting show for all to enjoy. There are still several openings and we need additional members to step up and volunteer time, the more folks we have the lighter each one's load. Remember, this show is a guild event and without you there is no show.


Mark the dates 2010 Quilt Show

Friday October 1—Setup

Saturday and Sunday, October 2 -3—Show

Don't miss out—it's not spam

Paulette will be sending you emails. You may not be familiar with her name and email address. So be sure to add her to your contact/email list: Paulette: paulettey@yahoo.com. The subject of the emails will be "2010 Quilt Show".



SUNSHINE

Sally is always looking to know if anyone needs a cheer card or a sympathy card . So many members have remarked about how nice it is to receive a personal note. Let us know if you hear of any member who is ill or suffered a loss. The thoughtfulness is appreciated. You can contact Sally Sargent Markey (653-3224) or any board member.

Annual Membership Renewal

It's that time of year to renew your Farmington Valley Quilter's membership. Invite a friend to join. Membership is open to anyone who is interested in quilting. No previous experience is required just a love of quilts and sewing. The annual membership entitles members to monthly meetings, access to a monthly newsletter, and the opportunity to participate in Guild sponsored workshops and functions.

The annual dues are \$25 dollars and are due by July 1st. Dues and membership renewal form can be brought to the May or June meetings or mailed to FVQI, PO Box 172, Weatogue, CT 06089. If a current member attends a meeting after July 1st and has not renewed their membership they will be asked to either renew at that time or pay the \$5 guest fee. When filling out the renewal form, fill in your name and any changes to current information. The form can be found on the next page or on line at <http://www.fvqi.org/ResourcePages/Resources.html>

**FARMINGTON VALLEY QUILTERS
MEMBER REGISTRATION**

2009-2010

Name _____ Date _____

E-MAIL _____ Home Phone _____

Business Phone _____ Cell Phone _____ New _____ Renewal _____

Address _____

Where did you hear or hear about Farmington Valley Quilters? _____

If you are a NEW member, you will be receiving a new member packet that will explain some of our regular activities. If you have questions, just ask any member and they will be happy to help.

We want to provide programming that interests our members and creates opportunities for you to become more involved in our Guild. Please help us by sharing what your interests are.

What type of programs are you most interested in? _____

What skills are you interested in learning? Workshops? _____

Would you like to belong to a Bee (small informal sewing group)? _____

Do you have skills you can share with the guild? (Quilting, computing, publicity, etc.)

Speakers you would recommend to the Program Chairs? _____

What programs or committees would you like to help with? (Board, Community Service, Quilt Show, Membership, Publicity, Newsletter, etc.)

Comments: _____

Thank you for completing this registration form – Welcome to our Guild!

DUES are \$25 per year to be paid each JUNE. PLEASE MAKE CHECKS PAYABLE TO:

FARMINGTON VALLEY QUILTERS, INC

PO 172, Weatogue, CT 06089

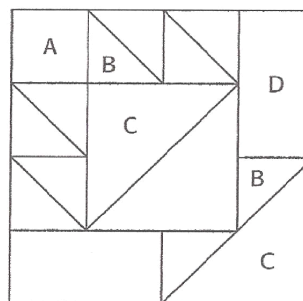
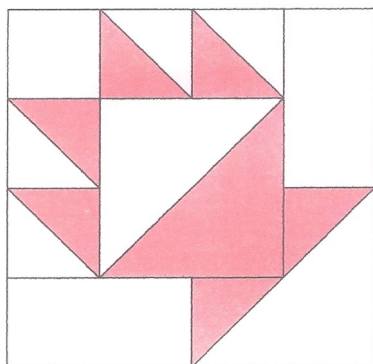
Some Quilt Shops and Vendors give a discount to Guild Members. Be sure to ask!

Date Dues Paid _____ Ck # _____ Cash _____ Treas. _____ Card _____ Database _____ E-mail
_____ Folder _____ Member Packet _____

Please bring finished Friendship Blocks to the meeting in August. The final drawing for the blocks will be held in September. There will be a new block in September.

CAKE STAND FRIENDSHIP BLOCK

JULY, AUGUST AND SEPTEMBER – DRAWING AT SEPTEMBER MEETING



MATERIALS: (1) dark, (1) light fabric. Any colors that you like. **GO WILD!**

CUTTING:

Color A: (light fabric)

Cut (1) square 2-1/2" x 2-1/2" (A).

Cut (2) squares 2-7/8" x 2-7/8"

Cut (1) square 4-7/8" x 4-7/8". Cut once on diagonal to make (2) large triangles. (C)

Cut (2) rectangles 2-1/2 "x 4-1/2" (D)

Color B: (dark fabric)

Cut (3) squares 2-7/8" x 2-7/8" (B) Cut (1) of these squares on the diagonal to make (2) (B) triangles.

Cut (1) square 4-7/8". Cut in half diagonally to make (2) large triangles. (You will use only one)

DIRECTIONS: Lay out all pieces carefully paying close attention to the diagram.

I – Place (2) light squares (2-7/8" x 2-7/8") on top of (2) dark squares (2-7/8" x 2-7/8"). **Draw** one diagonal line across each combined square. **Stitch** 1/4" along both sides of drawn diagonal lines. **Cut apart** on drawn diagonal. **Press** to dark side. You will have (4) 1/2 square triangles. **Stitch** these 1/2 square triangles together to make (2) pairs as on diagram.

II – Stitch (2) large triangles together (light on dark) along diagonal line. **Press** to dark side.

III – Stitch (1) pair of small 1/2 square triangles to side of large 1/2 square triangle as in picture.

IV – Stitch 2-1/2" light square (A) to one side of the other pair of small 1/2" square triangles.

Stitch this strip along the top of large combined square just sewn.

V – Stitch remaining (2) dark (B) triangles to end of each rectangle (D). **Sew** these pieces to each side of large square as shown.

VI – Connect remaining large light triangle (C) to the corner as shown to complete the block.

Finished block should measure 8-1/2" x 8-1/2".

Have fun! Make as many blocks has you like. Please call Pat Leslie (677-4611) or Meredith Hurst (658-4802 with questions. Be sure to fill out a slip of paper with your name and phone number for each block you make and drop it in our raffle basket.

Member Ads : *From Susan Elliott:* My daughters have been sewing and creating some great items from "found" fabric. They often find uses for outdated or different fabrics. They are using mostly cotton, but not necessarily quilt weight fabric. If you have or hear about any fabric donations, please contact me. Always good to be "green". Susan Elliott 658-0863 or shselliot@sbcglobal.net.

If you would like an ad in this section, contact Bobbi Morehouse. Members may place a three line ad 3 times per year at no charge.

Mark your calendar: Connecticut Quilt Shop Hop, Sep 12–20 18 Shops Participating

Upcoming Quilt Shows and Events

"Contemporary Fiber Art by Karen Loprete" (through 9/30)
Spector Furniture
385 Main Street
Ansonia, CT

"Contemporary Art from Traditional Loops" (8/16 thru 10/4)
Bruce S. Kershner Gallery/Fairfield Public Library
8/22/09 Hook-In, 3-5 PM; Opening Reception, 5-7 PM
1080 Old Post Rd.
Fairfield, CT 06824
203-270-8293
nmh1792@hotmail.com

"Cut the Edge, Weave the Line: Textile Arts 2009: (thru 7/31)
Mobilia Gallery
358 Huron Avenue
Cambridge, MA
617-876-2109
mobilia-gallery.com

"Massachusetts Quilts: Our Common Wealth (7/17 -9/20)
New England Quilt Museum
18 Shattuck Street
Lowell, MA
978-452-4207
<http://www.nequiltmuseum.org>

"Kaleidoscope Quilts: The Art of Paula Nadelstern" (thru 9/6)
American Folk Art Museum
45 W. 53rd Street
New York, NY
212-265-1040
www.folkartmuseum.org


"Celebration Quilts" (5/11-8/30)
Windham Textile & History Museum
411 Main St.
Willimantic, CT 06226
860-456-2178
www.millmuseum.org

"Full Spectrum: Quilts & The Textile Arts" (9/10-12/05)
Binghamton University Art Museum
Binghamton, NY

COMING IN AUGUST:
"Quilt scapes at the Whistler" (8/5-31)
Whistler Art Museum
Lowell, MA

Pennsylvania National Quilt Extravaganza XVI
September 17-20, 2009
Greater Philadelphia Expo Center
Oaks (Greater Philadelphia / Valley Forge Area),
Pennsylvania

MADE IN NEW YORK: CITY QUILTING FALL EXHIBITION
At The Williams Club, Sep 2, 2009 to Nov 14, 2009
For more information contact Dale Riehl at
www.cityquilter.com
info@cityquilter.com
quilters@cityquilter.com



Farmington Valley Quilters, Inc.
P O Box 172
Weatogue, CT 06089

Meetings typically held at Eno Memorial Hall
On
Hopmeadow Street
In
Simsbury, CT

For more information go to
www.fvqi.org