

[www.fvqi.org](http://www.fvqi.org)

Farmington Valley  
Quilters Newsletter

August 2010

## From the President

In July, approximately 30 members met at the Simsbury Volunteer Fire Department Club House (thanks to Anne Baldis for arranging this venue). We worked on adding labels to Neo-natal quilts and made ABC quilt blocks. It was a lot of fun. Working on the service projects provided members time to chat and catch up with each other.

My son did move to Boston on August 1<sup>st</sup>. I was very sad to see him go, but my living room is back to being a living room. Amazingly, it only took me 3½ hours to make his room into my sewing room. ;o) I've also turned my daughter's vacant room into my "quilt overflow room". I laid out the quilts I have in the house out on her bed and used the shelves in her room for quilting books. There's plenty of space between the two rooms to hide, um, I mean organize my stash and fill with quilting treasures.

At the July meeting, Susan Elliott handed out Secret Pals to those who signed up to participate. Remember your Secret Pal on Wednesday!

What President made a quilt when he was 10 years old? Well, if you guessed Calvin Coolidge you'd be right!

I hope you're all beating the heat and humidity, and are quilting in air conditioning! See you at the August meeting!

Carrie

PLEASE SEE PAGE 2: We have a Quilt Board position open. We need your help.



**Monthly Meeting-Wednesday, August 18th,**  
**6:45pm at Eno Memorial**  
**Sandy Morawski, EQ7 Overview & Demonstration**

Technology is seeping into every aspect of our life...and quilting is not being left out. Guild member, Sandy Morawski will present a demonstration on the latest and greatest that technology has to offer the quilt designer. We will see the most up to date version of EQ7 ([www.electricquilt.com](http://www.electricquilt.com)). This software offers valuable design tools for both advanced and beginning quilters.

### Inside this issue:

<a href="#">Message from the President</a>	1
<a href="#">This Month's Meeting</a>	1
<a href="#">Next Month's Meeting</a>	2
<a href="#">Publicity Chair Info</a>	2
<a href="#">Sunshine</a>	3
<a href="#">Quilt Show</a>	4
<a href="#">Member Ads</a>	7
<a href="#">Friendship Block</a>	5,6
<a href="#">Other quilt shows</a>	7
<a href="#">Guest Policy</a>	2
<a href="#">Officer Directory</a>	3

### Snippets:

- This meeting begins at 6:45pm
- Show and tell
- FVQI Board meetings are scheduled the first Wednesday of every month and are open to all members.
- Neonatal quilts
- Library items
- Raffle Baskets page 4
- Friendship Block, 5 & 6

**Wednesday, September 15<sup>th</sup>, 2010: Lois Palmer, Quilt Appraising and Dating**

Our own Lois Palmer shares her extensive expertise on how quilts are appraised and dated. As a member of the American Quilters Society and a Certified Quilt Appraiser, Lois will share with us what appraisers look for and how do they determine a quilt's worth. She will speak on both antique and newly made quilts.

**Wednesday, October 20<sup>th</sup>, 2010: Dee Conlon,  
Hawaiian Quilting  
Workshop, October 21<sup>st</sup>, Hawaiian Quilting**

Dee Conlon is visiting us direct from Hawaii. She will talk about Hawaiian quilting history, technique and current trends. ([www.deesquilt designs.com/home/hawaiian-quilting](http://www.deesquilt designs.com/home/hawaiian-quilting))

The day after, Dee will present a workshop on Hawaiian quilt designs and specifically, the appliqué techniques best suited to this quilt style. She will cover the traditional methods of Hawaiian quilting and demonstrate ways in which this design can be brought into the 21<sup>st</sup> century with machine quilting. The fee for the workshop is \$35 for members and \$50 for non-members. There is also a \$15 materials fee. Workshop location to be announced.

**Guest Policy for FVQI Meetings:** There will be a \$5.00 **Guest Fee for meetings** with fee speakers and potluck dinners. Guests who join the guild that evening do not have to pay the guest fee.

**PUBLICITY REPRESENTATIVE needed for GUILD BOARD:**

This position is now open. It is a board position. (Board meets 1<sup>st</sup> Wednesday of each month.) The skills needed are good organizational, verbal and written, and access to e-mail. The duties include:


Issuing press releases concerning meeting announcements, FVQI service projects to local media.  
**[IT DOES NOT include publicity for the upcoming quilt show.]**

Working closely with 2<sup>nd</sup> Vice President regarding upcoming speakers/workshops and with the Newsletter Editor to insure internal and external communications are consistent.

The term is one year, with choice to continue for another year. High level of estimate of time involved: 2 hours per month plus 2 hours attending board meetings.

If you would like additional information, please call Mary Gridley (860) 651-0805 or e-mail to [gridleym@aol.com](mailto:gridleym@aol.com), or Jane Hadley (860)550-0237.

**Membership Reminder: Dues were due in June. If you haven't paid yet please do so at the August meeting when you sign in. Forms will be available at the registration table. They are also available on the website.**



### A NOTE FROM OUR BEEKEEPER, JANE HADLEY

It doesn't cost a thing but the gas to get there! Our Guild Bees are open to everyone in the guild membership! It is a great way to get to know other members a little better! We have 3 Bees presently active and operating. They are: The Wed. night Bee, meets at 7:00 once per month on the second Wednesday evening. This bee has several special projects going, besides the individual members own. Questions? Call Susan Elliott, QUEEN BEE; The Thursday night Bee meets the 4th Thursday of the month at various members homes. Questions? Call Lynn Emery, QUEEN BEE; The third Bee meets twice per month on Wednesday mornings. Questions? Call Ellen McCabe, QUEEN BEE.. HOPE YOU ALL CAN GET TO ONE OR MORE OF THESE BEES ON A REGULAR BASIS.!

### RAIN AND SUNSHINE

It is with deep sadness that we learned of the passing of long time member Rosie Warren Rindfleisch of Farmington. Don Rindfleisch informed us that she passed away on June 24th.

Sally is always looking to know if anyone needs a cheer card or a sympathy card . So many members have remarked about how nice it is to receive a personal note. Let us know if you hear of any member who is ill or suffered a loss. The thoughtfulness is appreciated. You can contact Sally Sargent Markey (653-3224) or any board member.

### 2010—2011 FVQI Board

#### President

Carrie Bacewicz

#### First Vice President

Debbie D'Angelo

#### Second Vice

#### Presidents

Lisa Salvatore

Phyllis Small

#### Treasurer

Linda Huppelsberg

#### Secretary

Dorothy Witter

#### Publicity

#### Newsletter Editor

Bobbi Morehouse

#### Socials

Anne Baldis

Sue Trimble

#### Hospitality


Laurie Rio

Peg Giles

#### 2011 Quilt Show

Karen Hines

Meg Lines



## 2011 Quilt Show Committee Update

**We have a venue!! We have a signed contract with the University of Hartford for October 14-16, 2011.** Set up will be on Friday the 14<sup>th</sup>. The Show will be on Saturday from 10-5 and Sunday 10-4. Please be thinking of ways you can help the show be successful since we will be 3 years between shows.

Karen Hines announced at the Quilt Board Meeting on August 4th that all major positions for the Show have been filled. Registration forms are being finalized and lots more has been accomplished as all the committee members are busy with details and planning.

**Themed Basket Raffle** for the 2011 Quilt Show - Michelle Belanger [mabelanger@sbcglobal.net](mailto:mabelanger@sbcglobal.net)

We now have 12 groups building a basket - thank you to all who are participating! We have great ideas and themes. For those interested in helping with the baskets, I'm including a quick checklist of items coordinators have suggested to bring along shopping. Please contact the coordinators if you have any questions. We will also be collecting at the monthly Guild meetings. Thank you!

**"Quilted Stocking"....**Linda Walter

Looking to include: fat quarters, threads, pair of small embroidery/appliqué/decorative scissors, marking pencils/tools, small/narrow acrylic rulers, pocket calendar/planner, pins, tape measure, a few patterns

**"Welcome Baby".....** Donna Dellacamera

Looking to include: Bibs, rattles, teething toys, onsies or other new baby needs; baby or juvenile themed fabrics, pattern or book for easy baby quilts.

**"Game Night"....** Michelle Belanger

Looking to add: variety of games such as Uno, dominos, Scrabble, etc.; a few snacks like microwave popcorn, pretzels, chips.

**"All Year Long"....** Anne Baldis

Looking to include: Any fabric or items that could be tied to a holiday or specific month or season.

**"Butterfly Basket"...** Debby Jacoby

Looking to include: any fabric with butterflies, patterns with a butterfly theme, stationary/magnetic pads or other items with butterflies

**"Cats"...** Susan Michaels

Looking to include: any fabric with cats; any items associated with cats or with cats on them

Other baskets for the 2011 Show:

[Bag Ladies](#) - Debbie D'Angelo

[Quilted Stocking](#) – Linda Walter

[Quilters Basket](#) - Meg Lines

[Game Night](#) - Michelle Belanger

[Beach Basket](#) – Rachel Foster

[Coffee](#) - Diane Popko

[Chocolate](#) - Paulette Young

[Welcome Baby](#) - Donna Dellacamera


[All Year Long](#) – Anne Baldis

TBD – Janet Glynn



## Friendship Block – July, August, and September -- Drawing in Sept. (a.k.a. Bug Jar Quilt Block)

Fill your quilt block with summer.....shells, bugs, jam, buttons, sea breezes, fairy dust, or whatever comes to mind! Have fun, be creative, and make as many as you like in either size. These blocks are super easy!! Each pattern is for 6 blocks, so divide quantities by 6 if you want to make just one. Blocks will be raffled at the September meeting.



**Bug Jar Sizes:** Both of the bug jar quilt blocks **finish** at 9-inches tall, but their widths differ. The quilt block with the tall jar in it finishes at 6-inches wide, and the block with the shorter jar finishes at 4-1/2" wide.

### 6" x 9" Bug Jar Cutting Instructions - 6 Blocks

#### Background Fabric:

six 2" x 6-1/2" bars (top trim)  
 twelve 1" x 8" bars (side trim)  
 twelve 1-3/4" x 1-3/4" squares (jar top corners)  
 two 1-1/2" x 6-1/2" strips (for strip pieced lid units)

#### Jar Fabric:

Six 5-1/2" x 7-1/2" bars

#### Lid Fabric

3-1/2" x 6-1/2" bar (strip pieced lid units)

### 4-1/2" x 9" Bug Jar Cutting Instructions - 6 Blocks

#### Background Fabric:

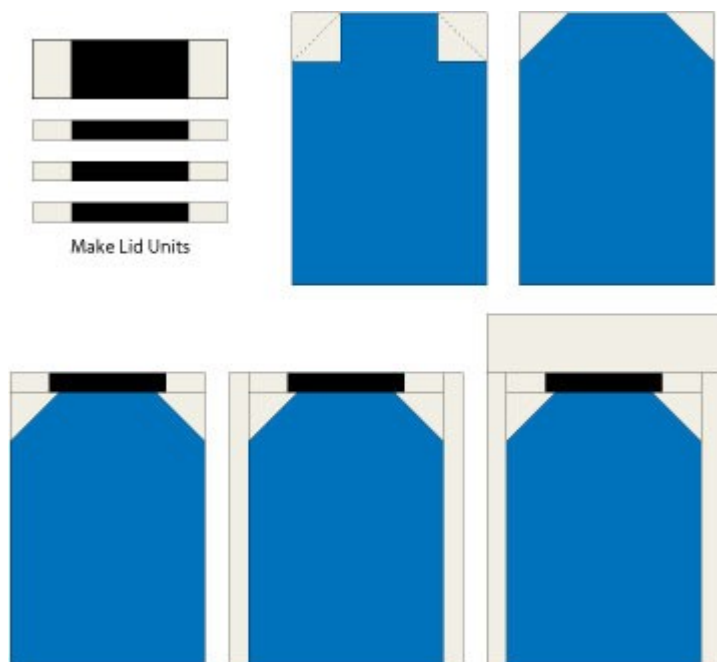
six 4" x 5" bars (top trim)  
 twelve 1" x 6" bars (side trim)  
 twelve 1-1/2" x 1-1/2" squares (jar top corners)  
 two 1-1/4" x 6-1/2" strips (for strip pieced lid units)

#### Jar Fabric:

Six 4" x 5-1/2" bars

#### Lid Fabric

2-1/2" x 6-1/2" bar (strip pieced lid units)



The illustration on the left shows you the step-by-step assembly of the block with the larger bug jar inside it -- the jar that finishes at 6-inches wide. The narrower jar is assembled in exactly the same way

#### *Assembling a Jar Quilt Block*

Use [1/4" seams](#) throughout unless the directions specify another method.

#### **Make the Strip Pieced Lid Units**

Find your lid fabric strip and the two lid background strips. Sew a background strip lengthwise to each long edge of the lid strip. Press seam allowances towards the lid strip.

Square-up one end of the strip using the same method as for squaring-up fabric before cutting long strips. Cut six 1-inch wide segments from the squared-up end (segment width is the same for both block sizes).

#### **Assemble the Bug Quilt Blocks**

Use the quick-pieced triangle corners technique to sew squares to each top corner of your jar fabric.

- Find your bug jar square.
- Draw a line from one corner to the opposite corner on the reverse side of each small background square.
- Align a square in each corner of the block as shown, right sides together. Take care to align raw edges as closely as possible. Stitch a seam directly on each drawn line.
- Trim excess edges, leaving about 1/4" past the seam line. Flip the corner patches right side up. Press the seam allowance towards the bug fabric.

Sew the lid unit to the top of the jar. Press the seam allowance towards the jar.

Sew a narrow background side unit to each side of the jar. Press the seam allowances towards the jar.

Sew the top background unit to the jar unit. Press the seam allowance towards the background unit.

**Questions?** Call Sue Greene (860-675-82636)

*Debbie D'Angelo of the Quilted Basket: I have been a longarm quilter for 6 years now and am taking quilts again to be longarm quilted. I also carry Sew Batik Wide Backing fabrics and Quilter's Dream Batting for all your quilting needs. I am at the sign in table at all our meetings, brochures are available at all our meetings too, or you can visit my website at [www.quiltedbasket.com](http://www.quiltedbasket.com). I look forward to quilting for you soon.*

**Member Ads:** For an ad in this section contact Bobbi Morehouse: 860/658-6637 or [r.morehouse@comcast.net](mailto:r.morehouse@comcast.net)

## Upcoming Quilt Shows and Events

(Listings are based on information we have; ALWAYS call to double check dates and times.)

### National Small Art Quilt Works

Exhibition 2010  
July 23, 2010 to September 05, 2010  
The Main Street Gallery  
105 Main Street  
Groton, NY  
Phone: 607-898-9010  
Website: [www.mainstreetgal.com](http://www.mainstreetgal.com)

### WORLD QUILT SHOW—NEW ENGLAND

AUGUST 19-22, 2010  
Radisson Center of New Hampshire  
[www.worldquilt.com](http://www.worldquilt.com)

### From Fine Art to Fiber: Reinterpreting the Masters August, 04 2010 to Sept, 04 2010 Lowell, Massachusetts

The Whistler House Museum of Art celebrates the Art Quilt with a focus on fine craftsmanship and visual design that transcends traditional patterns and functionality. The exhibit consists of quilts inspired by famous works of art.

Whistler House Museum of Art  
243 Worthen Street  
Lowell, MA  
978-452-7641  
<http://www.whistlerhouse.org/>

Patriot's Weekend, Sep 11 & 12, 2010  
WWII QUILTS Exhibits and Lectures

Bristol Historical Society  
98 Summer Street  
Bristol CT

Website: [www.bristolhistoricalsociety.org](http://www.bristolhistoricalsociety.org)

### Harvest of Quilts

Sept. 25 & 26, 2010  
[www.countryquilters.org](http://www.countryquilters.org)  
Pine Bush High School,  
Route 302, Pine Bush, NY

**Quilts in the Mill**, Oct. 1-3, 2010, Courthouse Quilters Guild of Hunterdon County, NJ., is having its biennial quilt show. The mill is located on RTE 29 in Stockton, NJ. For more information contact:  
[www.courthousequilters.com](http://www.courthousequilters.com)

### QUILTS: Masterworks from the American Folk Art Museum, Oct 5, 2010 thru Sep 2011

"The Year of the Quilt" — an unprecedented full year of exhibitions featuring dazzling quilts from the museum's impressive and comprehensive collection. Selected by guest curator Elizabeth V. Warren., approximately 35 major quilts drawn from the museum's holdings, some of which will be on view for the first time, will be displayed on three floors of the museum.

American Folk Art Museum, 45 West 53 Street,  
New York 10019 [www.folkartmuseum.org](http://www.folkartmuseum.org) or  
call 212/265-1040

### 14th Annual Quilt and Needle Arts Show


Oct 10 & 11, 2010  
First Church of Christ, Congregational  
East Haddam CT  
for more information, see the website:  
[ehquiltshow@att.net](mailto:ehquiltshow@att.net)

### A Tisket, A Tasket Quilt Show

March 26-27, 2011  
[www.loveapplequilters.com](http://www.loveapplequilters.com)  
The Blue Barn, 1009  
Tuckerton Road, Marlton, NJ

### Farmington Valley Quilters Quilt Show

October 14—16, 2011,  
See page 4 for information



Farmington Valley Quilters, Inc.  
P O Box 172  
Weatogue, CT 06089

Meetings typically held at Eno Memorial Hall  
On  
Hopmeadow Street  
In  
Simsbury, CT

For more information go to  
[www.fvqi.org](http://www.fvqi.org)